

# SPDR® Smart Beta Dashboard

Insights  
Smart Beta

Q3 2020

- In Europe, SPDR is the second-largest Smart Beta ETF provider with \$5.27 billion in AUM and managing 25.4% of assets in dividend strategies<sup>1</sup>
- SPDR® is backed by the strength and access of the third-largest asset manager in the world, State Street Global Advisors, with \$2.7 trillion in AUM<sup>2</sup>

## Funds in Focus

**Dividend Stability** Smart Beta ETFs allow investors the opportunity, with a single trade, to introduce a factor exposure into their portfolio. In this challenging environment, we see factor investors beginning to position for the long term, when markets will resume trading on fundamentals. Flows in the last 12 months show that investors are using Quality and Dividend focused ETFs to stay long the market, but tilt the portfolio with strategies that have strong balance sheet exposure or provide a historically stable income stream.

The foundation of the Dividend Aristocrats stock selection methodology is a long-term dividend track record. For this reason, while the constituents of the Dividend Aristocrats strategies will not be immune from dividend cuts, it is as important as ever that investors recognise the value of dividend stability in the current market environment.

## Smart Beta Flows

Factor Category	European-listed Smart Beta Flows (€ Millions)				US-listed Smart Beta Flows (\$ Millions)			
	May 2020	Trailing 3 months	Year to Date	Last 12 months	May 2020	Trailing 3 months	Year to Date	Last 12 months
Dividend	-164	-48	57	1,939	-1,355	-3,321	-240	19,441
Low Volatility	-65	-723	53	-27	-588	-5,804	-3,600	8,373
Momentum	-158	-553	129	-33	-120	-1,549	-1,035	-1,131
Multifactor	-227	-517	-1,565	-1,497	-296	-2,921	-1,957	126
Quality	140	80	209	-207	1,330	3,285	4,813	10,947
Size	-187	68	242	358	-79	-3,494	-4,207	-3,419
Value	-215	-1,388	-1,775	265	-405	673	267	2,420
<b>Total</b>	<b>-875</b>	<b>-3,081</b>	<b>-2,651</b>	<b>798</b>	<b>-1,513</b>	<b>-13,131</b>	<b>-5,959</b>	<b>36,757</b>

■ Two highest flow figures in their respective column.

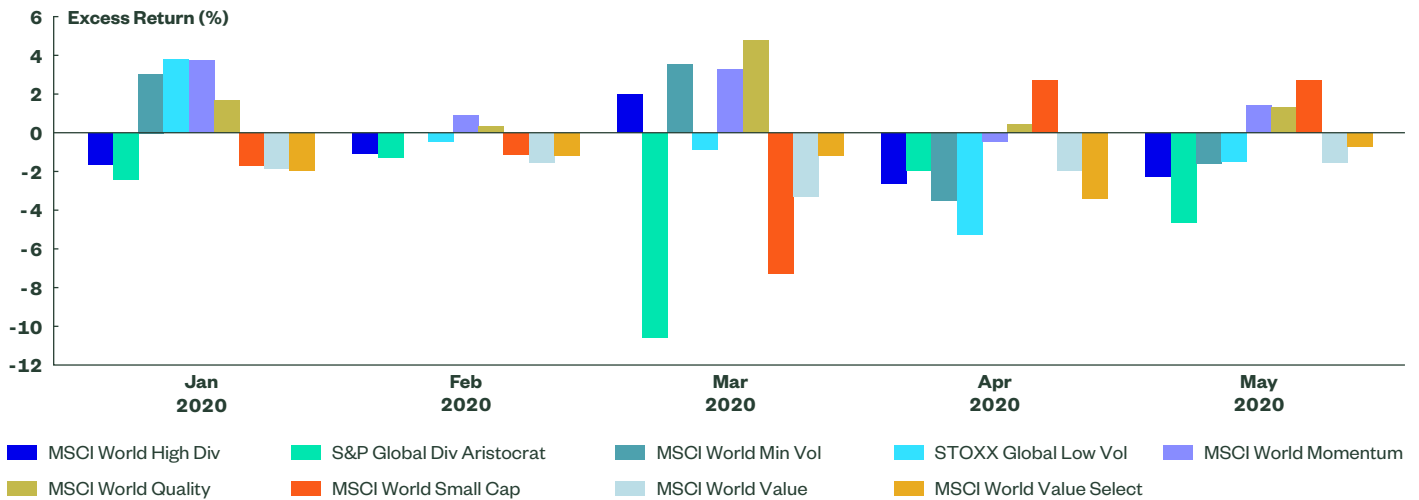
■ Two lowest flow figures in their respective column.

Source: State Street Global Advisors, Bloomberg Finance L.P., as of 31 May 2020. Flows are as of date indicated and shouldn't be relied thereafter.

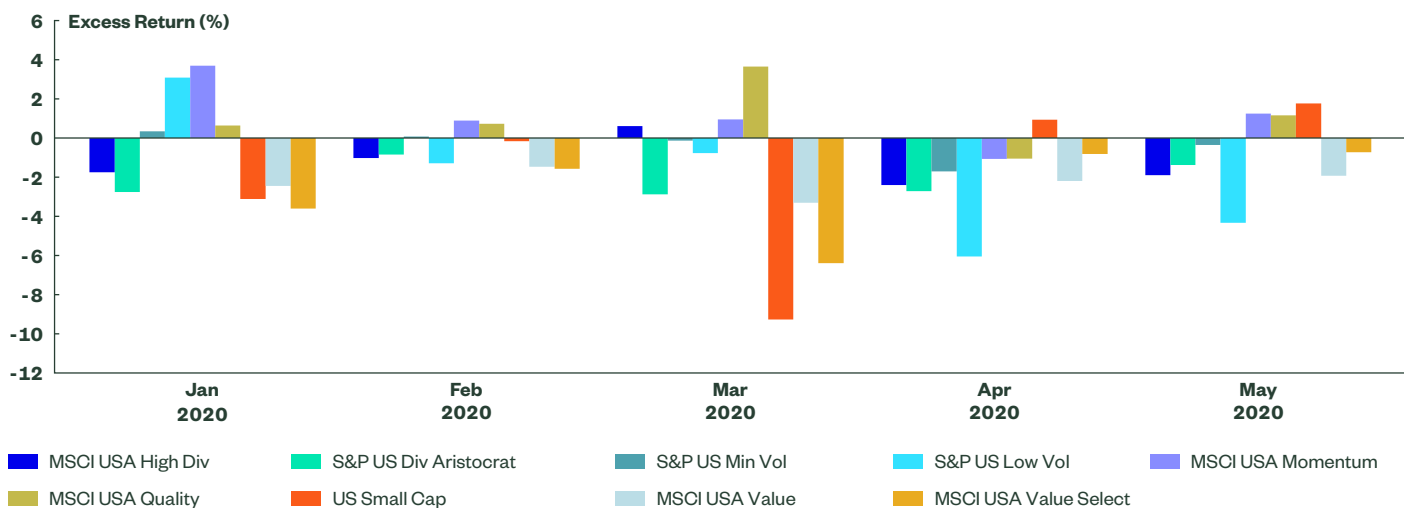
## Factor Performance

Most factor indices have underperformed the market cap weighted benchmarks in 2020, as investors would have benefited from broad-based diversification during this particular market pullback.

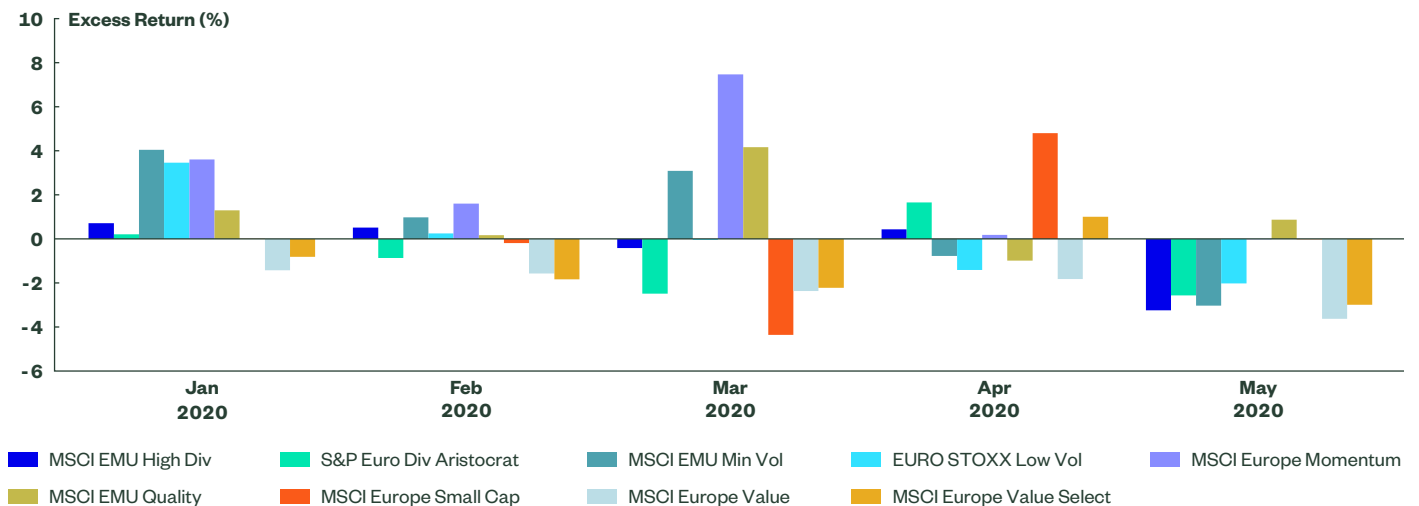
### Relative Performance vs. MSCI ACWI Index



### Relative Performance vs. S&P 500 Index



### Relative Performance vs. EURO STOXX Index



Source: State Street Global Advisors, Bloomberg Finance L.P., as of 29 May 2020. Past performance is not a reliable indicator of future performance. Index returns are unmanaged and do not reflect the deduction of any fees or expenses.

## Fundamental Factor Metrics

	Price-to-Earnings	Price-to-Book	EV-to-EBITDA	ROE	Dividend Yield
<b>World Factors</b>					
MSCI ACWI Index	20.93	2.13	12.78	9.52	2.38
MSCI World Index	22.17	2.29	13.30	7.35	2.33
MSCI World High Div	15.09	1.98	10.31	12.61	4.31
S&P Global Div Aristocrat	16.25	1.01	10.09	7.91	5.79
MSCI World Min Vol	20.73	2.21	8.61	8.98	2.87
STOXX Global Low Vol	28.68	2.49	11.69	6.66	2.41
MSCI World Momentum	25.69	5.08	15.70	21.17	1.35
MSCI World Quality	23.41	6.45	15.61	31.80	1.74
MSCI World Small Cap	32.60	0.97	15.03	18.39	1.92
MSCI World Value	16.89	1.36	10.05	5.57	3.70
<b>USA Factors</b>					
S&P 500 Index	24.36	3.34	15.09	14.43	1.94
MSCI USA Index	24.61	3.39	15.31	14.31	1.90
S&P US Div Aristocrat	18.86	2.04	12.08	8.08	3.55
S&P US Min Vol	22.82	3.15	13.86	13.99	2.33
S&P US Low Vol	20.69	3.84	13.64	18.77	2.08
MSCI USA Momentum	26.16	6.94	16.75	27.01	1.09
MSCI USA Quality	23.70	7.82	16.28	37.01	1.65
US Small Cap	77.71	1.80	17.13	238.98	1.20
MSCI USA Value	18.76	1.95	11.80	9.72	3.26
<b>Euro Factors</b>					
EURO STOXX Index	20.40	1.37	10.56	5.31	3.03
MSCI Europe Index	19.52	1.55	10.51	4.04	3.30
S&P Euro Div Aristocrat	16.90	1.38	9.44	8.63	4.56
MSCI EMU Min Vol	19.72	1.76	11.30	9.52	3.48
EURO STOXX Low Vol	18.02	1.40	11.25	8.62	4.08
MSCI Europe Momentum	24.63	3.37	15.22	12.65	2.27
MSCI Europe Small Cap	24.36	0.48	16.40	3.73	2.62
MSCI Europe Value	15.08	0.91	7.53	3.47	4.83

Source: State Street Global Advisors, Bloomberg Finance L.P., as of 29 May 2020.

## Factor Correlations

### Factor Correlation Coefficients (Trailing 1 Year)

World Factors		Correlation Coefficient	USA Factors		Correlation Coefficient	Europe Factors		Correlation Coefficient
Index	Small Cap	0.99	Index	Quality	0.99	Index	High Div	0.99
Index	Value	0.99	Index	Min Vol	0.99	Index	Quality	0.98
Index	Quality	0.98	Index	Value	0.98	Index	Value Select	0.98
Index	High Div	0.98	Index	High Div	0.98	Index	Div Aristocrat	0.98
Index	Value Select	0.97	Index	Div Aristocrat	0.98	Index	Min Vol	0.98
Index	Momentum	0.96	Index	Small Cap	0.97	Index	Small Cap	0.97
Index	Div Aristocrat	0.95	Index	Value Select	0.97	Index	Value	0.97
Index	Min Vol	0.94	Index	Momentum	0.96	Index	Momentum	0.97
Index	Low Vol	0.90	Index	Low Vol	0.90	Index	Low Vol	0.96

Source: State Street Global Advisors, Bloomberg Finance L.P., as of 31 May 2020.

## Factor Pairs Correlation Coefficient of Excess Returns (Trailing 1 Year)

World Factors		Correlation Coefficient	USA Factors		Correlation Coefficient	Europe Factors		Correlation Coefficient
Min Vol	Low Vol	0.85	Div Aristocrat	Value	0.90	Min Vol	Low Vol	0.87
Div Aristocrat	Value	0.85	Value	Value Select	0.89	Value	Value Select	0.85
Min Vol	Momentum	0.78	Min Vol	Low Vol	0.82	Momentum	Quality	0.82
Value	Value Select	0.77	Small Cap	Value Select	0.82	High Div	Min Vol	0.67
Momentum	Quality	0.71	Div Aristocrat	Value Select	0.74	Min Vol	Momentum	0.63
Div Aristocrat	Small Cap	0.57	High Div	Div Aristocrat	0.58	Small Cap	Value Select	0.62
Low Vol	Momentum	0.57	High Div	Low Vol	0.54	Div Aristocrat	Value Select	0.59
Min Vol	Quality	0.56	Small Cap	Value	0.53	High Div	Low Vol	0.58
High Div	Value Select	0.52	Min Vol	Momentum	0.51	Div Aristocrat	Small Cap	0.56
High Div	Min Vol	0.49	High Div	Min Vol	0.49	High Div	Div Aristocrat	0.52
Div Aristocrat	Value Select	0.49	Low Vol	Momentum	0.48	Div Aristocrat	Value	0.47
Small Cap	Value	0.41	High Div	Value	0.45	Low Vol	Momentum	0.46
High Div	Low Vol	0.29	Div Aristocrat	Small Cap	0.40	High Div	Value	0.38
High Div	Quality	0.29	Momentum	Quality	0.37	High Div	Value Select	0.31
High Div	Value	0.21	Div Aristocrat	Low Vol	0.19	Small Cap	Value	0.28
Low Vol	Quality	0.13	Min Vol	Quality	0.15	Div Aristocrat	Low Vol	0.21
Div Aristocrat	Low Vol	0.02	Low Vol	Quality	0.14	Min Vol	Quality	0.19
Low Vol	Value	0.01	High Div	Quality	0.14	Low Vol	Quality	0.08
Small Cap	Value Select	0.00	Div Aristocrat	Min Vol	0.14	High Div	Momentum	0.04
Low Vol	Value Select	0.00	Low Vol	Value	0.07	Div Aristocrat	Min Vol	0.01
High Div	Momentum	-0.03	High Div	Value Select	0.07	High Div	Small Cap	-0.03
High Div	Div Aristocrat	-0.09	Min Vol	Value	0.01	Low Vol	Value	-0.03
Min Vol	Value Select	-0.21	High Div	Momentum	-0.26	Low Vol	Small Cap	-0.11
Quality	Value Select	-0.35	Low Vol	Value Select	-0.31	Low Vol	Value Select	-0.14
Low Vol	Small Cap	-0.35	Min Vol	Value Select	-0.33	Min Vol	Value	-0.15
Min Vol	Value	-0.36	Div Aristocrat	Quality	-0.36	Min Vol	Value Select	-0.21
Div Aristocrat	Min Vol	-0.42	Min Vol	Small Cap	-0.40	Div Aristocrat	Momentum	-0.30
Momentum	Small Cap	-0.50	Momentum	Small Cap	-0.44	Min Vol	Small Cap	-0.31
Momentum	Value Select	-0.64	High Div	Small Cap	-0.44	Momentum	Value	-0.41
Div Aristocrat	Momentum	-0.69	Low Vol	Small Cap	-0.51	High Div	Quality	-0.44
Quality	Small Cap	-0.72	Quality	Value	-0.52	Quality	Value	-0.47
Min Vol	Small Cap	-0.72	Div Aristocrat	Momentum	-0.60	Momentum	Value Select	-0.51
High Div	Small Cap	-0.73	Momentum	Value	-0.69	Div Aristocrat	Quality	-0.54
Quality	Value	-0.75	Quality	Value Select	-0.69	Momentum	Small Cap	-0.54
Momentum	Value	-0.75	Quality	Small Cap	-0.72	Quality	Value Select	-0.55
Div Aristocrat	Quality	-0.94	Momentum	Value Select	-0.73	Quality	Small Cap	-0.59

Source: State Street Global Advisors, Bloomberg Finance L.P., as of 31 May 2020. Past performance is not a reliable indicator of future performance.

## Product List SPDR® ETF Smart Beta Range

Range	ETF	ISIN	AUM (\$mn)	TER	Primary Ticker (Xetra)	LSE (£)	LSE (€)	LSE (\$)	SIX (CHF)	Borsa Italiana (€)	Euronext (€)
Quality Dividend	SPDR S&P US Dividend Aristocrats UCITS ETF*	IE00B6YX5D40	2,432	0.35	SPYD	USDV		UDVD	USDV	USDV	
	SPDR S&P Euro Dividend Aristocrats UCITS ETF	IE00B5M1WJ87	1,409	0.30	SPYW	EUDV	EUDI		EUDV	EUDV	EUDV
	SPDR S&P Global Dividend Aristocrats UCITS ETF	IE00B9CQXS71	473	0.45	ZPRG	GBDV		GLDV	GLDV	GLDV	
	SPDR S&P Pan Asia Dividend Aristocrats UCITS ETF	IE00B9KNR336	194	0.55	ZPRA	PADV		ASDV	PADV	PADV	
	SPDR S&P UK Dividend Aristocrats UCITS ETF	IE00B6S2Z822	122	0.30	SPYG	UKDV			UKDV		
	SPDR S&P Emerging Markets Dividend Aristocrats UCITS ETF	IE00B6YX5B26	99	0.55	SPYV	EMDV		EDVD	EMDV	EMDV	
Low Volatility	SPDR S&P 500 Low Volatility UCITS ETF	IE00B802KR88	300	0.35	SPY1	USLV	ELOW	LOWV	ELOW	LOWV	LOWV
	SPDR EURO STOXX Low Volatility UCITS ETF	IE00BFTWP510	111	0.30	ZPRL				LOWV	ELOW	ELOW
Value	SPDR MSCI USA Value UCITS ETF	IE00BSPLC520	74	0.20	ZPRU	UVAL		USVL	UVAL		
	SPDR MSCI USA Small Cap Value Weighted UCITS ETF	IE00BSPLC413	32	0.30	ZPRV			USSC			
	SPDR MSCI Europe Value UCITS ETF	IE00BSPLC306	3	0.20	ZPRW	EVAL			EVAL		
	SPDR MSCI Europe Small Cap Value Weighted UCITS ETF	IE00BSPLC298	19	0.30	ZPRX	EUSV					

Source: State Street Global Advisors, as of 31 May 2020.

\* Unhedged share class. The fund is also available in a EUR-hedged share class, from 17 June 2019. The SPDR S&P U.S. Dividend Aristocrats EUR Hdg UCITS ETF is listed on Xetra under the ticker SPPD GY and on the SIX under USDE SE (ISIN IE00B979GK47).

## Standard Performance

Range	Name	1 Mth	3 Mth	6 Mth	YTD	1 Yr	3 Yr	5 Yr	Since Inception	Inception Date
Quality Dividend	SPDR S&P US Dividend Aristocrats UCITS ETF*	3.32	-3.61	-13.17	-14.88	-2.75	3.88	6.66	10.48	14/10/2011
	S&P High Yield Dividend Aristocrats Index	3.29	-3.75	-13.34	-15.05	-2.95	3.79	6.61	10.42	
	<b>Difference</b>	<b>0.03</b>	<b>0.14</b>	<b>0.17</b>	<b>0.17</b>	<b>0.20</b>	<b>0.09</b>	<b>0.05</b>	<b>0.06</b>	
	SPDR S&P Euro Dividend Aristocrats UCITS ETF	2.72	-10.12	-18.27	-19.27	-10.67	-3.83	1.12	6.71	28/02/2012
	S&P Euro High Yield Dividend Aristocrats Index	2.64	-10.48	-18.58	-19.54	-11.06	-4.25	0.78	6.36	
	<b>Difference</b>	<b>0.08</b>	<b>0.36</b>	<b>0.31</b>	<b>0.27</b>	<b>0.39</b>	<b>0.42</b>	<b>0.34</b>	<b>0.35</b>	
	SPDR S&P Global Dividend Aristocrats UCITS ETF	-0.16	-17.42	-23.37	-26.48	-15.96	-4.31	-0.89	1.53	15/05/2013
	S&P Global Dividend Aristocrats Quality Income Index**	-0.28	-17.68	-23.49	-26.61	-16.17	-4.33	-0.85	1.62	
	<b>Difference</b>	<b>0.12</b>	<b>0.26</b>	<b>0.12</b>	<b>0.13</b>	<b>0.21</b>	<b>0.02</b>	<b>-0.04</b>	<b>-0.09</b>	
	SPDR S&P Pan Asia Dividend Aristocrats UCITS ETF	-0.71	-9.31	-13.76	-17.57	-7.00	1.05	1.93	2.88	15/05/2013
	S&P Pan Asia Dividend Aristocrats Index	-0.70	-9.26	-13.54	-17.42	-6.50	1.62	2.49	3.42	
	<b>Difference</b>	<b>-0.01</b>	<b>-0.05</b>	<b>-0.22</b>	<b>-0.15</b>	<b>-0.50</b>	<b>-0.57</b>	<b>-0.56</b>	<b>-0.54</b>	

## Standard Performance (Cont'd)

Range	Name	1 Mth	3 Mth	6 Mth	YTD	1 Yr	3 Yr	5 Yr	Since Inception	Inception Date
Quality Dividend (Cont.)	SPDR S&P UK Dividend Aristocrats UCITS ETF	2.75	-10.30	-14.90	-19.85	-2.55	-5.58	-1.25	4.09	28/02/2012
	S&P UK High Yield Dividend Aristocrats Index	2.60	-10.45	-14.96	-19.95	-2.23	-5.16	-0.79	4.55	
	<b>Difference</b>	<b>0.15</b>	<b>0.15</b>	<b>0.06</b>	<b>0.10</b>	<b>-0.32</b>	<b>-0.42</b>	<b>-0.46</b>	<b>-0.46</b>	
	SPDR S&P Emerging Markets Dividend Aristocrats UCITS ETF	-0.66	-11.30	-19.95	-24.04	-19.20	-3.19	-2.86	-3.27	14/10/2011
	S&P Emerging Markets High Yield Dividend Aristocrats Index***	-0.67	-11.20	-19.79	-23.91	-18.63	-2.21	-1.71	-2.23	
<b>Difference</b>	<b>0.01</b>	<b>-0.10</b>	<b>-0.16</b>	<b>-0.13</b>	<b>-0.57</b>	<b>-0.98</b>	<b>-1.15</b>	<b>-1.04</b>		
Low Volatility	SPDR S&P 500 Low Volatility UCITS ETF	0.30	-7.10	-12.04	-13.48	-4.15	5.43	7.81	9.66	03/10/2012
	S&P 500 Low Volatility Index	0.31	-7.12	-12.04	-13.49	-4.12	5.47	7.85	9.69	
	<b>Difference</b>	<b>-0.01</b>	<b>0.02</b>	<b>0.00</b>	<b>0.01</b>	<b>-0.03</b>	<b>-0.04</b>	<b>-0.04</b>	<b>-0.03</b>	
	SPDR EURO STOXX Low Volatility UCITS ETF	3.25	-9.76	-15.08	-15.13	-7.32	-1.48	2.10	6.07	24/03/2014
	EUROSTOXX Low Risk Weighted 100 Index	3.18	-9.92	-15.23	-15.28	-7.55	-1.77	1.88	5.83	
<b>Difference</b>	<b>0.07</b>	<b>0.16</b>	<b>0.15</b>	<b>0.15</b>	<b>0.23</b>	<b>0.29</b>	<b>0.22</b>	<b>0.24</b>		
Value	SPDR MSCI USA Value UCITS ETF	3.99	-5.41	-15.41	-17.85	0.39	1.35	3.74	3.65	18/02/2015
	MSCI USA Value Exposure Select Index****	3.96	-5.56	-15.62	-18.06	0.12	1.18	3.61	3.52	
	<b>Difference</b>	<b>0.03</b>	<b>0.15</b>	<b>0.21</b>	<b>0.21</b>	<b>0.27</b>	<b>0.17</b>	<b>0.13</b>	<b>0.13</b>	
	SPDR MSCI USA Small Cap Value Weighted UCITS ETF	5.36	-11.36	-22.40	-25.59	-13.43	-4.02	-0.87	-0.66	18/02/2015
	MSCI USA Small Cap Value Weighted Index	5.48	-11.33	-22.21	-25.44	-13.19	-3.88	-0.66	-0.46	
	<b>Difference</b>	<b>-0.12</b>	<b>-0.03</b>	<b>-0.19</b>	<b>-0.15</b>	<b>-0.24</b>	<b>-0.14</b>	<b>-0.21</b>	<b>-0.20</b>	
	SPDR MSCI Europe Value UCITS ETF	2.23	-10.92	-19.42	-21.57	-8.82	-5.37	-2.81	-1.62	18/02/2015
	MSCI Europe Value Exposure Select Index*****	2.21	-11.10	-19.61	-21.78	-8.89	-5.59	-3.03	-1.86	
	<b>Difference</b>	<b>0.02</b>	<b>0.18</b>	<b>0.19</b>	<b>0.21</b>	<b>0.07</b>	<b>0.22</b>	<b>0.22</b>	<b>0.24</b>	
SPDR MSCI Europe Small Cap Value Weighted UCITS ETF	2.98	-15.49	-21.64	-25.05	-12.70	-7.09	-2.84	-1.14	18/02/2015	
MSCI Europe Small Cap Value Weighted Index	3.06	-15.52	-21.69	-25.16	-12.96	-7.07	-2.79	-1.08		
<b>Difference</b>	<b>-0.08</b>	<b>0.03</b>	<b>0.05</b>	<b>0.11</b>	<b>0.26</b>	<b>-0.02</b>	<b>-0.05</b>	<b>-0.06</b>		

Source: State Street Global Advisors, as of 31 May 2020. **Performance is net of all fees. Performance quoted represents past performance, which is no guarantee of future results. Investment return and principal value will fluctuate, so you may have a gain or loss when shares are sold. Current performance may be higher or lower than that quoted. All results are historical and assume the reinvestment of dividends and capital gains. The performance data do not take account of the commissions and costs incurred on the issue and redemption, or purchases and sale, of units. Visit [ssga.com](http://ssga.com) for most recent month-end performance.** Index returns are unmanaged and do not reflect the deduction of any fees or expenses. Performance returns for periods of less than one year are not annualised. **Some of the products are not available to investors in certain jurisdictions. Please contact your relationship manager in regards to availability.**

\* Returns are for the unhedged share class. The fund is also available in a EUR-hedged share class (launched on 17 June 2019).

\*\* Index returns reflect the S&P Global Dividend Aristocrats Index prior to 31 January 2020, when the fund changed to tracking current benchmark.

\*\*\* Index returns reflect the S&P Emerging Markets Dividend Opportunities Index prior to 7 February 2020, when the fund changed to tracking current benchmark.

\*\*\*\* Index returns reflect the MSCI USA Value Weighted Index prior to 11 July 2018, when the fund changed to tracking current benchmark.

\*\*\*\*\* Index returns reflect the MSCI Europe Value Weighted Index prior to 11 July 2018, when the fund changed to tracking current benchmark.

## Contributors

**Ryan Reardon**  
Senior Smart Beta Strategist

## Endnotes

- 1 Source: State Street Global Advisors, Bloomberg Finance, L.P. as of 29 May 2020.
- 2 Source: State Street Corporation as of 31 March 2020.

For more information, please contact your local SPDR representative, or visit our website: [ssga.com](http://ssga.com)  
**Enter SPDR <GO>** to find us on Bloomberg.

## ssga.com/etfs

**Marketing communication.**  
**For professional client use only.**  
**For regulated qualified investors according to Art. 10 (3) lit. a and b of the Swiss Capital Investment Schemes Act only.**

**For Investors in Austria:** The offering of SPDR ETFs by the Company has been notified to the Financial Markets Authority (FMA) in accordance with section 139 of the Austrian Investment Funds Act. Prospective investors may obtain the current sales Prospectus, the articles of incorporation, the KIID as well as the latest annual and semi-annual report free of charge from State Street Global Advisors GmbH, Brienner Strasse 59, D-80333 Munich. T: +49 (0)89-55878-400. F: +49 (0)89-55878-440.

**For Investors in Finland:** The offering of funds by the Companies has been notified to the Financial Supervision Authority in accordance with Section 127 of the Act on Common Funds (29.1.1999/48) and by virtue of confirmation from the Financial Supervision Authority the Companies may publicly distribute their Shares in Finland. Certain information and documents that the Companies must publish in Ireland pursuant to applicable Irish law are translated into Finnish and are available for Finnish investors by contacting State Street Custodial Services (Ireland) Limited, 78 Sir John Rogerson's Quay, Dublin 2, Ireland.

**For Investors in France:** This document does not constitute an offer or request to purchase shares in the Companies. Any subscription for shares shall be made in accordance with the terms and conditions specified in the complete Prospectuses, the KIIDs, the addenda as well as the Companies' Supplements. These documents are available from the Companies' centralising correspondent: State Street Banque S.A., 23-25 rue Delarivière - Lefoullon, 92064 Paris La Defense Cedex or on the French part of the site [ssga.com](http://ssga.com). The Companies are undertakings for collective investment in transferable securities (UCITS) governed by Irish law and accredited by the Central Bank of Ireland as a UCITS in accordance with European Regulations. European Directive no. 2014/91/EU dated 23 July 2014 on UCITS, as amended, established common rules pursuant to the cross-border marketing of UCITS with which they duly comply. This common base does not exclude differentiated implementation. This is why a European UCITS can be sold in France even though its activity

does not comply with rules identical to those governing the approval of this type of product in France. The offering of these compartments has been notified to the Autorité des Marchés Financiers (AMF) in accordance with article L214-2.2 of the French Monetary and Financial Code.

**For Investors in Germany:** The offering of SPDR ETFs by the Companies has been notified to the Bundesanstalt für Finanzdienstleistungsaufsicht (BaFin) in accordance with section 312 of the German Capital Investment Act. Prospective investors may obtain the current sales Prospectuses, the articles of incorporation, the KIIDs as well as the latest annual and semi-annual report free of charge from State Street Global Advisors GmbH, Brienner Strasse 59, D-80333 Munich. T: +49 (0)89-55878-400. F: +49 (0)89-55878-440.

**Hong Kong:** State Street Global Advisors Asia Limited, 68/F, Two International Finance Centre, 8 Finance Street, Central, Hong Kong. T: +852 2103-0288. F: +852 2103-0200.

The Funds mentioned are not registered in Hong Kong and may not be sold, issued or offered in Hong Kong in circumstances which amount to an offer to the public. This document is issued for informational purposes only. It has not been reviewed or approved by the Hong Kong Securities and Futures Commission. SSGA accepts no liability whatsoever for any direct, indirect or consequential loss arising from or in connection with any use of, or reliance on, this document which does not have any regard to the particular needs of any person. SSGA takes no responsibility whatsoever for any use, reliance or reference by persons other than the intended recipient of this document.

**Israel Entity:** No action has been taken or will be taken in Israel that would permit a public offering of the Securities or distribution of this sales brochure to the public in Israel. This sales brochure has not been approved by the Israel Securities Authority (the **ISA**).

Accordingly, the Securities shall only be sold in Israel to an investor of the type listed in the First Schedule to the Israeli Securities Law, 1978, which has confirmed in writing that it falls within one of the categories listed therein (accompanied by external confirmation where this is required under ISA guidelines), that it is aware of the implications of being considered such an investor and consents thereto, and further that the Securities are being purchased for its own account and not for the purpose of re-sale or distribution.

This sales brochure may not be reproduced or used for any other purpose, nor be furnished to any other person other than those to whom copies have been sent.

Nothing in this sales brochure should be considered investment advice or investment marketing as defined in the Regulation of Investment Advice, Investment Marketing and Portfolio Management Law, 1995 (**"the Investment Advice Law"**). Investors are encouraged to seek competent investment advice from a locally licensed investment advisor prior to making any investment. State Street is not licensed under the Investment Advice Law, nor does it carry the insurance as required of a licensee thereunder.

This sales brochure does not constitute an offer to sell or solicitation of an offer to buy any securities other than the Securities offered hereby, nor does it constitute an offer to sell to or solicitation of an offer to buy from any person or persons in any state or other jurisdiction in which such offer or solicitation would be unlawful, or in which the person making such offer or solicitation is not qualified to do so, or to a person or persons to whom it is unlawful to make such offer or solicitation.

**Italy Entity:** State Street Global Advisors Ireland Limited, Milan Branch (Sede Secondaria di Milano) is a branch of State Street Global Advisors Ireland Limited, registered in Ireland with company number 145221, authorised and regulated by the Central Bank of Ireland, and whose registered office is at 78 Sir John Rogerson's Quay, Dublin 2. State Street Global Advisors Ireland Limited, Milan Branch (Sede Secondaria di Milano), is registered in Italy with company number 10495250960 – R.E.A. 2535585 and VAT number 10495250960 and whose office is at Via dei Bossi, 4 - 20121 Milano, Italy. T: +39 02 32066 100. F: +39 02 32066 155.

**For Investors in Luxembourg:** The Companies have been notified to the Commission de Surveillance du Secteur Financier in Luxembourg in order to market its shares for sale to the public in Luxembourg and the Companies are notified Undertakings in Collective Investment for Transferable Securities (UCITS).

**For Investors in the Netherlands:** This communication is directed at qualified investors within the meaning of Section 2:72 of the Dutch Financial Markets Supervision Act (Wet op het financieel toezicht) as amended. The products and services to which this communication relates are only available

to such persons and persons of any other description should not rely on this communication. Distribution of this document does not trigger a licence requirement for the Companies or SSGA in the Netherlands and consequently no prudential and conduct of business supervision will be exercised over the Companies or SSGA by the Dutch Central Bank (De Nederlandsche Bank N.V.) and the Dutch Authority for the Financial Markets (Stichting Autoriteit Financiële Markten). The Companies have completed their notification to the Authority Financial Markets in the Netherlands in order to market their shares for sale to the public in the Netherlands and the Companies are, accordingly, investment institutions (beleggingsinstellingen) according to Section 2:72 Dutch Financial Markets Supervision Act of Investment Institutions.

**For Investors in Norway:** The offering of SPDR ETFs by the Companies has been notified to the Financial Supervisory Authority of Norway (Finanstilsynet) in accordance with applicable Norwegian Securities Funds legislation. By virtue of a confirmation letter from the Financial Supervisory Authority dated 28 March 2013 (16 October 2013 for umbrella II) the Companies may market and sell their shares in Norway.

**Singapore:** State Street Global Advisors Singapore Limited, 168, Robinson Road, #33-01 Capital Tower, Singapore 068912 (Company Reg. No: 200002719D, regulated by the Monetary Authority of Singapore). T: +65 6826-7555. F: +65 6826-7501. The offer or invitation of the Units, which is the subject of the Prospectus, does not relate to a collective investment scheme which is authorised under section 286 of the Securities and Futures Act, Chapter 289 of Singapore (SFA) or recognised under section 287 of the SFA. The Fund is not authorised or recognised by the Monetary Authority of Singapore (MAS) and [Units] are not allowed to be offered to the retail public. Each of the Prospectuses and any other document or material issued in connection with the offer or sale is not a prospectus as defined in the SFA. Accordingly, statutory liability under the SFA in relation to the content of prospectuses would not apply. A potential investor should consider carefully whether the investment is suitable for it. The MAS assumes no responsibility for the contents of this Prospectus. The Prospectus has not been registered as a prospectus with the MAS. Accordingly, the Prospectus and any other document or material in connection with the offer or sale, or invitation for subscription or purchase of Units may not be circulated or distributed, nor may Units be offered or sold, or be made the subject of an invitation for

subscription or purchase, whether directly or indirectly, to persons in Singapore other than to an institutional investor under Section 304 of the SFA or otherwise pursuant to, and in accordance with the conditions of, any other applicable provision of the SFA. Any subsequent sale of Units acquired pursuant to an offer made in reliance on an exemption under section 305 of the SFA may only be made pursuant to the requirements of sections 304A.

**For Investors in Spain:** SSGA SPDR ETFs Europe I and II plc have been authorised for public distribution in Spain and are registered with the Spanish Securities Market Commission (Comisión Nacional del Mercado de Valores) under no.1244 and no.1242. Before investing, investors may obtain a copy of the Prospectus and Key Investor Information Documents, the Marketing Memoranda, the fund rules or instruments of incorporation as well as the annual and semi-annual reports of State Street Global Advisors SPDR ETFs Europe I and II plc from Cecabank, S.A. Alcalá 27, 28014 Madrid (Spain) who is the Spanish Representative, Paying Agent and distributor in Spain or at [ssga.com](http://ssga.com). The authorised Spanish distributor of State Street Global Advisors SPDR ETFs is available on the website of the Securities Market Commission (Comisión Nacional del Mercado de Valores).

**For Investors in Switzerland:** This document is directed at regulated qualified investors only, as defined by Article 10(3) lit. a and b. of the Swiss Act on Collective Investment Schemes (CISA). Certain of the funds may not be registered for public sale with the Swiss Financial Market Supervisory Authority (FINMA) which acts as supervisory authority in investment fund matters and might not qualify as foreign Collective Investment Schemes under Article 120 of the Collective Investment Schemes Act. Accordingly, the shares of those funds may only be offered to regulated qualified investors and not be offered to any other investor in or from Switzerland unless they are placed without public solicitation as such term is defined by FINMA from time to time. Before investing please read the prospectus and the KIID. In relation to those funds which are registered with FINMA, prospective investors may obtain the current sales prospectus, the articles of incorporation, the KIIDs as well as the latest annual and semi-annual reports free of charge from the Swiss Representative and Paying Agent, State Street Bank International GmbH, Munich, Zurich Branch, Beethovenstrasse 19, 8027 Zurich, or at [ssga.com](http://ssga.com), as well as from the main distributor in Switzerland, State Street Global Advisors AG ("SSGA AG"), Beethovenstrasse 19, 8027 Zurich. For additional documentation regarding those funds not registered for public sale, please contact SSGA AG.

**For Investors in the UK:** The Companies are recognised schemes under Section 264 of the Financial Services and Markets Act 2000 ("the Act") and are directed at "professional clients" in the UK (within the meaning of the rules of the Act) who are deemed both knowledgeable and experienced in matters relating to investments. The products and services to which this communication relates are only available to such persons and persons of any other description should not

rely on this communication. Many of the protections provided by the UK regulatory system do not apply to the operation of the Companies, and compensation will not be available under the UK Financial Services Compensation Scheme.

**Important Information:** This document has been issued by State Street Global Advisors Ireland ("SSGA"), regulated by the Central Bank of Ireland. Registered office address 78 Sir John Rogerson's Quay, Dublin 2. Registered number 145221. T: +353 (0)1 776 3000. Fax: +353 (0)1 776 3300. Web: [ssga.com](http://ssga.com). SPDR ETFs is the exchange traded funds ("ETF") platform of State Street Global Advisors and is comprised of funds that have been authorised by Central Bank of Ireland as open-ended UCITS investment companies. State Street Global Advisors SPDR ETFs Europe I & SPDR ETFs Europe II plc issue SPDR ETFs, and is an open-ended investment company with variable capital having segregated liability between its sub-funds. The Company is organised as an Undertaking for Collective Investments in Transferable Securities (UCITS) under the laws of Ireland and authorised as a UCITS by the Central Bank of Ireland.

**The information provided does not constitute investment advice as such term is defined under the Markets in Financial Instruments Directive (2014/65/EU) or applicable Swiss regulation and it should not be relied on as such. It should not be considered a solicitation to buy or an offer to sell any investment. It does not take into account any investor's or potential investor's particular investment objectives, strategies, tax status, risk appetite or investment horizon. If you require investment advice you should consult your tax and financial or other professional advisor. All information is from SSGA unless otherwise noted and has been obtained from sources believed to be reliable, but its accuracy is not guaranteed. There is no representation or warranty as to the current accuracy, reliability or completeness of, nor liability for, decisions based on such information and it should not be relied on as such.**

ETFs trade like stocks, are subject to investment risk and will fluctuate in market value. The investment return and principal value of an investment will fluctuate in value, so that when shares are sold or redeemed, they may be worth more or less than when they were purchased. Although shares may be bought or sold on an exchange through any brokerage account, shares are not individually redeemable from the fund. Investors may acquire shares and tender them for redemption through the fund in large aggregations known as "creation units." Please see the fund's prospectus for more details. The views expressed in this material are the views of SPDR EMEA Strategy and Research through the period ended 31 May 2020 and are subject to change based on market and other conditions. This document contains certain statements that may be deemed forward-looking statements. Please note that any such statements are not guarantees of any future performance and actual results or developments may differ materially from those projected.

The trademarks and service marks referenced herein are the property of their respective owners. Third party data providers make no warranties or representations of any kind relating to the accuracy, completeness or timeliness of the data and have no liability for damages of any kind relating to the use of such data.

**Past performance is not a guarantee of future results. It is not possible to invest directly in an index. Index performance does not reflect charges and expenses associated with the fund or brokerage commissions associated with buying and selling a fund. Index performance is not meant to represent that of any particular fund.**

Investing involves risk including the risk of loss of principal. Investments in emerging or developing markets may be more volatile and less liquid than investing in developed markets and may involve exposure to economic structures that are generally less diverse and mature and to political systems which have less stability than those of more developed countries.

Equity securities may fluctuate in value in response to the activities of individual companies and general market and economic conditions. Investing in foreign domiciled securities may involve risk of capital loss from unfavourable fluctuation in currency values, withholding taxes, from differences in generally accepted accounting principles or from economic or political instability in other nations.

Standard & Poor's, S&P and SPDR are registered trademarks of Standard & Poor's Financial Services LLC (S&P); Dow Jones is a registered trademark of Dow Jones Trademark Holdings LLC (Dow Jones); and these trademarks have been licensed for use by S&P Dow Jones Indices LLC (SPDJI) and sublicensed for certain purposes by State Street Corporation. State Street Corporation's financial products are not sponsored, endorsed, sold or promoted by SPDJI, Dow Jones, S&P, their respective affiliates and third party licensors and none of such parties make any representation regarding the advisability of investing in such product(s) nor do they have any liability in relation thereto, including for any errors, omissions, or interruptions of any index.

BLOOMBERG®, a trademark and service mark of Bloomberg Finance L.P., and its affiliates, been licensed for use in connection with the listing and trading of the SPDR Bloomberg Barclays ETFs.

All the index performance results referred to are provided exclusively for comparison purposes only. It should not be assumed that they represent the performance of any particular investment.

The ETFs listed above have historically paid dividends to investors and/or invest in the securities of dividend paying issuers; however, there is no guarantee that these ETFs will consistently pay dividends to investors in the future or will appreciate in value. Investors could lose money by investing in ETFs.

The whole or any part of this work may not be reproduced, copied or transmitted or any of its contents disclosed to third parties without SSGA's express written consent.

A Smart Beta strategy does not seek to replicate the performance of a specified cap-weighted index and as such may underperform such an index. The factors to

which a Smart Beta strategy seeks to deliver exposure may themselves undergo cyclical performance. As such, a Smart Beta strategy may underperform the market or other Smart Beta strategies exposed to similar or other targeted factors. In fact, we believe that factor premia accrue over the long-term (5-10 years), and investors must keep that long time horizon in mind when investing.

The momentum style of investing that emphasises investing in securities that have had higher recent price performance compared to other securities, which is subject to the risk that these securities may be more volatile and can turn quickly and cause significant variation from other types of investments.

A "quality" style of investing emphasises companies with high returns, stable earnings, and low financial leverage. This style of investing is subject to the risk that the past performance of these companies does not continue or that the returns on "quality" equity securities are less than returns on other styles of investing or the overall stock market.

The value style of investing that emphasises undervalued companies with characteristics for improved valuations, which may never improve and may actually have lower returns than other styles of investing or the overall stock market.

Low volatility funds/stocks can exhibit relative low volatility and excess returns compared to the Index over the long-term; both portfolio investments and returns may differ from those of the Index. The fund may not experience lower volatility or provide returns in excess of the Index and may provide lower returns in periods of a rapidly rising market. Active stock selection may lead to added risk in exchange for the potential outperformance relative to the Index.

**The information contained in this communication is not a research recommendation or 'investment research' and is classified as a 'Marketing Communication' in accordance with the Markets in Financial Instruments Directive (2014/65/EU) or applicable Swiss regulation. This means that this marketing communication (a) has not been prepared in accordance with legal requirements designed to promote the independence of investment research (b) is not subject to any prohibition on dealing ahead of the dissemination of investment research.**

**You should obtain and read the SPDR prospectus and relevant Key Investor Information Document (KIID) prior to investing, which may be obtained from [ssga.com](http://ssga.com). These include further details relating to the SPDR funds, including information relating to costs, risks and where the funds are authorised for sale.**

Investments in small-sized companies may involve greater risks than in those of larger, better known companies.

© 2020 State Street Corporation.  
All Rights Reserved.  
ID240150-2719356.10.I.GBL.INST 0620  
Exp. Date: 31/10/2020