

Share Class

[I] Institutional Investors

Fund Objective

The objective of the Fund is to track the performance of the U.S. dollar denominated emerging markets government bond market.

Investment Strategy

The investment policy of the Fund is to track the performance of the J.P.Morgan Emerging Markets Bond Index Global Diversified (or any other index determined by the Directors from time to time to track substantially the same market as the Index) as closely as possible while seeking to minimize as far as possible the tracking difference between the Fund's performance and that of the Index.

Benchmark

JP MORGAN EMBI GLOBAL DIVERSIFIED INDEX

Structure

Investment Company

UCITS Compliant**Domicile**

Luxembourg

Fund Facts

ISIN	LU2407009567	
NAV	11.30 USD as of 28 April 2023	
Currency	USD	
Net Assets(millions)	54.48 USD as of 28 April 2023	
Inception Date	17 October 2022	
Investment Style	Index	
Zone	Global	
Settlement	Redemption Settlement Cycle, DD+2; Subscription Settlement Cycle, DD+2	
Notification Deadline	DD-1 11:00AM CET time	
Valuation	Daily market close	
Swing Factor¹		
Subscription	0.50%	
Redemption	0.10%	
Minimum Initial Investment	USD 3,000,000.00	
Minimum Subsequent Investment	USD 1,000.00	
Management Fees	0.15%	
Actual TER	N/A	
Charge	Subscription	Redemption
Paid to the fund	N/A	Up to 2%

¹ Indicative as at the date of this factsheet and is subject to change

Performance

Annualised	Benchmark	Fund Gross	Difference	Fund Net	Difference
1 Year (%)	-0.89	-0.17	0.72	-0.06	0.83
3 Year (%)	-0.58	0.26	0.84	0.10	0.68
5 Year (%)	-	-	-	-	-
Since Inception (%)	0.23	0.68	0.45	0.47	0.23
Cumulative					
1 Month (%)	0.53	0.55	0.02	0.97	0.44
3 Month (%)	-0.74	-0.68	0.06	-0.80	-0.06
1 Year (%)	-0.89	-0.17	0.72	-0.06	0.83
3 Year (%)	-1.73	0.78	2.52	0.30	2.03
5 Year (%)	-	-	-	-	-
Since Inception (%)	1.13	3.34	2.20	2.27	1.14
Calendar					
2023 (year to date)	2.40	2.69	0.29	3.06	0.65
2022	-17.78	-16.44	1.34	-16.72	1.06
2021	-1.80	-1.64	0.16	-1.93	-0.14
2020	5.26	5.26	0.00	4.95	-0.31
2019	15.04	15.19	0.16	14.85	-0.18

Past performance is not a reliable indicator of future performance.

Investing involves risk including the risk of loss of capital.

The performance figures contained herein are provided on a gross and net of fees basis. Gross of fees do not reflect the deduction of advisory or other fees which could reduce the return. Index returns reflect capital gains and losses, income, and the reinvestment of dividends. The performance includes the reinvestment of dividends and other corporate earnings and is calculated in the currency stated in the USD.

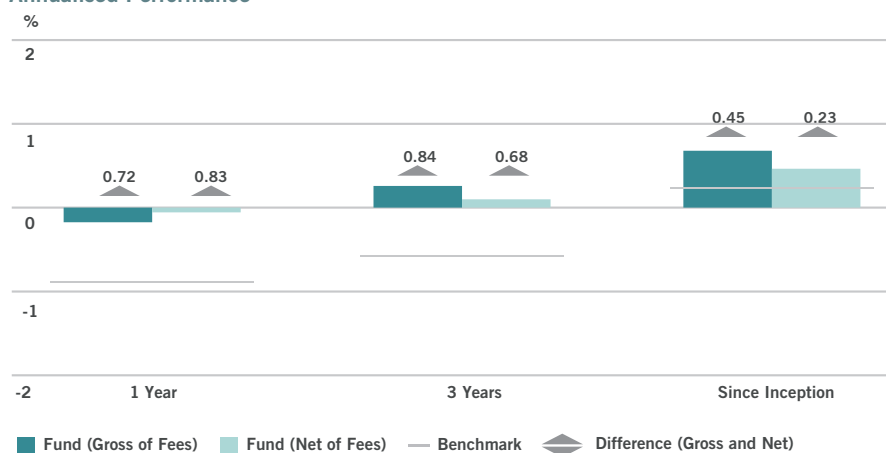
Calendar year inception performance returns will be partial for the year where the inception date for either the Fund in question or the historic performance-linked Fund (whichever is the earliest) falls within that period. The calculation method for value added returns may show rounding differences.

When the Fund is closed according to its official Net Asset Value (NAV) calendar but, nonetheless, a significant portion of the underlying security prices can be determined, a Technical NAV is calculated. Past Performance indicated herein has therefore been calculated using a Technical NAV when required, as well as the official NAV of the Fund as at each other business day for the relevant period.

This fund has a new inception date of 17th October 2022. Due to a merger from the Ireland domiciled State Street Emerging Markets Hard Currency Government Bond Index Fund, the performance table and graph shows historical data beginning from 26-Jun-2018.

Source: SSGA.

All data is as at 30/04/2023

Annualised Performance**Fund Characteristics**

	Fund	Benchmark
Number of Issues*	380	929
Average Yield To Worst (%)	7.46	7.34
Yield to Maturity (%)	7.48	7.35
Current Yield (%)	5.89	5.91
Average Coupon (%)	5.21	5.22
Option Adjusted Spread (bps)	397.82	385.03
Effective Duration (Years)	6.90	6.92
Average Maturity (Years)	11.82	11.84
Effective Convexity	0.93	0.96
Average Credit Rating Quality	BA1	BA1

Ratios

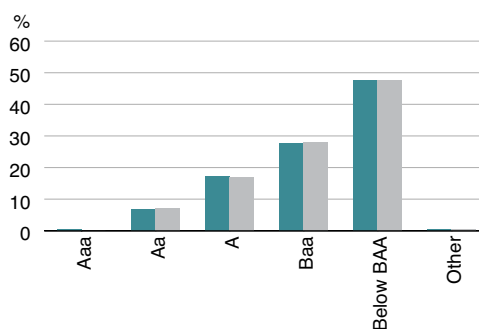
	3 Years
Standard Deviation (%)	-
Tracking Error (%)	-
Beta	-

* Number of Issues quoted for the Fund may include Cash related items.

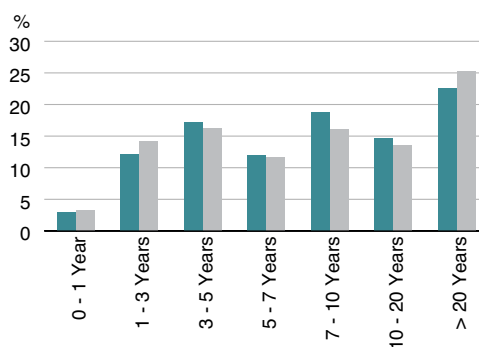
Country Allocation	Fund (%)	Benchmark (%)
Mexico	5.18	5.23
Indonesia	5.04	5.01
Saudi Arabia	4.74	4.73
China	4.54	4.51
Turkey	4.50	4.50
UAE	4.48	4.44
Qatar	3.84	3.81
Philippines	3.47	3.47
Brazil	3.41	3.37
Oman	3.30	3.29
Other	57.52	57.64
Total	100.00	100.00

Credit Rating Exposure Allocation	Fund (%)	Benchmark (%)
Aaa	0.44	-
Aa	6.80	6.97
A	17.18	17.04
Baa	27.54	27.99
Below BAA	47.59	47.61
Other	0.44	0.39
Total	100.00	100.00

Sector Allocation	Fund (%)	Benchmark (%)
Non Corporates	99.56	100.00
Cash	0.44	-
Total	100.00	100.00



Maturity Allocation	Fund (%)	Benchmark (%)
0 - 1 Year	2.99	3.21
1 - 3 Years	12.13	14.19
3 - 5 Years	17.13	16.24
5 - 7 Years	11.87	11.66
7 - 10 Years	18.69	15.98
10 - 20 Years	14.67	13.51
> 20 Years	22.51	25.20



Source: SSGA.

Characteristics, Credit Rating Exposure Allocation, country allocations and sectors shown are as of the date indicated at the top of this factsheet and are subject to change. Within Country Allocation, 'Other' denotes the consolidation of any countries which are not already included in the Fund's top 10. Credit quality rating is based on an average of Moody's, S&P, and Fitch.

PLEASE NOTE THAT FULL DETAILS OF UNDERLYING FUND HOLDINGS CAN BE FOUND ON WWW.SSGA.COM

Marketing Communication – General Access. Professional Clients Only.

This material is for your private information. The information provided does not constitute investment advice as such term is defined under the Markets in Financial Instruments Directive (2014/65/EU) or applicable Swiss regulation and it should not be relied on as such. There is no representation or warranty as to the accuracy of the information and State Street shall have no liability for decisions based on such information.

Please refer to the Fund's latest Key Information Document (KID)/Key Investor Information Document (KIID) and Prospectus before making any final investment decision.

The latest English version of the prospectus and the KID/KIID can be found at www.ssga.com. A summary of investor rights can be found here: <https://www.ssga.com/library-content/products/fund-docs/summary-of-investor-rights/ssga-investors-rights-summary-template-non-etf-Lux.pdf> Note that the Management Company may decide to terminate the arrangements made for marketing and proceed with de-notification in compliance with Article 93a of Directive 2009/65/EC.

This communication is directed at professional clients (this includes Eligible Counterparties) who are deemed both Knowledgeable and Experienced in matters relating to investments.

The information contained in this communication is not a research recommendation or 'investment research' and is classified as a 'Marketing Communication' in accordance with the Markets in Financial Instruments Directive (2014/65/EU) or applicable Swiss regulation. This means that this marketing communication (a) has not been prepared in accordance with legal requirements designed to promote the independence of investment research (b) is not subject to any prohibition on dealing ahead of the dissemination of investment research.

The trademarks and service marks referenced herein are the property of their respective owners. Third party data providers make no warranties or representations of any kind relating to the accuracy, completeness or timeliness of the data and have no liability for damages of any kind relating to the use of such data.

The whole or any part of this work may not be reproduced, copied or transmitted or any of its contents disclosed to third parties without SSGA's express written consent.

For More Information

Visit our website www.ssga.com or contact your representative SSGA office.

SSGA Belgium

+32 (0) 2 663 2016

SSGA France

+33 (0) 1 44 45 40 48

SSGA Germany

+49 (0) 89 55878 999

SSGA Ireland

+353 (1) 776 3188 / +353 (1) 776 3029

SSGA Italy

+39 02 3206 6121

SSGA Middle East & Africa

+971 2 245 9000

SSGA Netherlands

+31 (0) 20 718 1701

SSGA Switzerland

+41 (0) 44 245 7099

SSGA United Kingdom

+44 (0) 20 3395 2333