

Share Class

[B EUR Hedged] Institutional Investors with an IMA with SSGA

Fund Objective

The objective of the Fund is to provide a return in excess of the performance of European equity markets.

Investment Strategy

The investment policy of the Fund is to outperform the MSCI Europe Index (or any other index determined by the Directors from time to time to represent substantially the same market as the Index) over the medium and long term.

The investment policy will also involve screening out securities based on an assessment of their adherence to ESG criteria (i.e. international norms in relation to environmental protection, human rights, labour standards, anticorruption and controversial weapons).

The Fund is classified as an Article 8 fund under SFDR.

Benchmark

MSCI Europe Index

Structure

Investment Company

UCITS Compliant**Domicile**

Luxembourg

Fund Facts

ISIN	LU1861334800	
NAV	12.69 EUR as of 31 May 2021	
Currency	EUR	
Net Assets(millions)	486.97 EUR as of 31 May 2021	
Inception Date	01 February 2019	
Investment Style	Active	
Zone	Europe	
Settlement	Redemption Settlement Cycle, DD+2; Subscription Settlement Cycle, DD+2	
Notification Deadline	DD 11:00AM CET time	
Valuation	Daily market close	
Swing Factor¹		
Subscription	0.20%	
Redemption	0.02%	
Minimum Initial Investment	EUR 10,000,000.00	
Minimum Subsequent Investment	EUR 5,000.00	
Management Fees	0%	
Actual TER	N/A	
Charge	Subscription	Redemption
Paid to the fund	N/A	Up to 2%

¹ Indicative as at the date of this factsheet and is subject to change

Performance

Annualised	Benchmark	Fund Gross	Difference	Fund Net	Difference
1 Year (%)	28.44	29.28	0.84	29.21	0.77
3 Year (%)	-	-	-	-	-
5 Year (%)	-	-	-	-	-
Since Inception (%)	11.25	10.94	-0.30	10.76	-0.48
Cumulative					
1 Month (%)	2.32	2.90	0.58	2.90	0.58
3 Month (%)	11.12	12.09	0.97	12.08	0.95
1 Year (%)	28.44	29.28	0.84	29.21	0.77
3 Year (%)	-	-	-	-	-
5 Year (%)	-	-	-	-	-
Since Inception (%)	28.15	27.33	-0.82	26.86	-1.29
Calendar					
2021 (year to date)	12.63	13.42	0.79	13.38	0.76
2020	-2.18	-2.81	-0.62	-2.88	-0.70
2019	16.32	15.51	-0.81	15.20	-1.11

Past performance is not a guarantee of future results.

Investing involves risk including the risk of loss of capital.

The performance figures contained herein are provided on a gross and net of fees basis. Gross of fees do not reflect the deduction of advisory or other fees which could reduce the return. Index returns reflect capital gains and losses, income, and the reinvestment of dividends. The performance includes the reinvestment of dividends and other corporate earnings and is calculated in the currency stated in the Fund Facts.

Calendar year inception performance returns will be partial for the year where the inception date for either the Fund in question or the historic performance-linked Fund (whichever is the earliest) falls within that period.

The calculation method for value added returns may show rounding differences.

When the Fund is closed according to its official Net Asset Value (NAV) calendar but, nonetheless, a significant portion of the underlying security prices can be determined, a Technical NAV is calculated. Past Performance indicated herein has therefore been calculated using a Technical NAV when required, as well as the official NAV of the Fund as at each other business day for the relevant period.

Previous to 21 September 2020, the Fund was known as State Street Europe Enhanced Equity Fund.

Source: SSGA.

All data is as at 31/05/2021

Annualised Performance**Fund Characteristics**

	Fund	Benchmark
Weighted Av. Market Cap (m)	€63,893	€63,096
Av. Price/Book	2.07	2.08
Price/Earnings (Forward 1yr)	15.51	16.73
Weighted Harmonic Av. Price/Cash flow	8.29	8.64
Dividend Yield (%)	2.61	2.36
Number of Holdings*	247	434

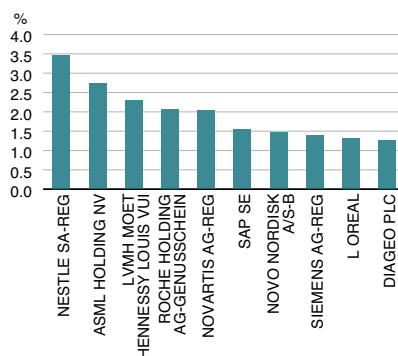
Ratios

	3 Years
Standard Deviation (%)	-
Tracking Error (%)	-
Beta	-

* Number of Holdings quoted for the Fund may include Cash related items.

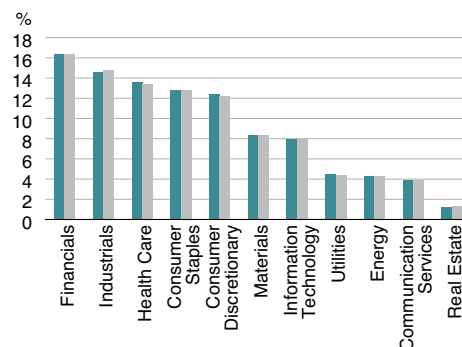
Top 10 Holdings

	Weight (%)
NESTLE SA-REG	3.47
ASML HOLDING NV	2.74
LVMH MOET HENNESSY LOUIS VUI	2.30
ROCHE HOLDING AG-GENUSSCHEIN	2.07
NOVARTIS AG-REG	2.03
SAP SE	1.54
NOVO NORDISK A/S-B	1.47
SIEMENS AG-REG	1.39
L OREAL	1.32
DIAGEO PLC	1.27



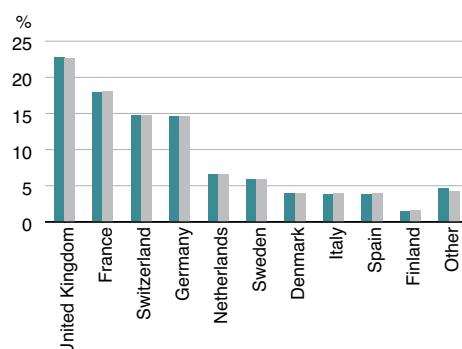
Sector Allocation

	Fund (%)	Benchmark (%)
Financials	16.37	16.35
Industrials	14.60	14.77
Health Care	13.65	13.45
Consumer Staples	12.77	12.79
Consumer Discretionary	12.39	12.25
Materials	8.34	8.32
Information Technology	7.93	8.06
Utilities	4.46	4.39
Energy	4.26	4.34
Communication Services	3.95	3.93
Real Estate	1.28	1.34
Total	100.00	100.00



Country Allocation

	Fund (%)	Benchmark (%)
United Kingdom	22.73	22.58
France	17.87	18.00
Switzerland	14.79	14.69
Germany	14.57	14.65
Netherlands	6.52	6.62
Sweden	5.87	5.90
Denmark	3.98	3.89
Italy	3.82	3.91
Spain	3.75	3.97
Finland	1.52	1.61
Other	4.58	4.18
Total	100.00	100.00



For More Information

Visit our website www.ssga.com or contact your representative SSGA office.

SSGA Belgium

+32 (0) 2 663 2016

SSGA France

+33 (0) 1 44 45 40 48

SSGA Germany

+49 (0) 89 55878 999

SSGA Ireland

+353 (1) 776 3188 / +353 (1) 776 3029

SSGA Italy

+39 02 3206 6121

SSGA Middle East & Africa

+971 2 245 9000

SSGA Netherlands

+31 (0) 20 718 1701

SSGA Switzerland

+41 (0) 44 245 7099

SSGA United Kingdom

+44 (0) 20 3395 2333

Source: SSGA.

Characteristics, holdings, country allocations and sectors shown are as of the date indicated at the top of this factsheet and are subject to change. Within Country Allocation, 'Other' denotes the consolidation of any countries which are not already included in the Fund's top 10.

PLEASE NOTE THAT FULL DETAILS OF UNDERLYING FUND HOLDINGS CAN BE FOUND ON WWW.SSGA.COM

Marketing Communication – General Access. Professional Clients Only.

This material is for your private information. The information provided does not constitute investment advice as such term is defined under the Markets in Financial Instruments Directive (2014/65/EU) or applicable Swiss regulation and it should not be relied on as such. There is no representation or warranty as to the accuracy of the information and State Street shall have no liability for decisions based on such information.

The funds are not available to U.S. investors. **This document should be read in conjunction with its prospectus and Key Investor Information Document (KIID). All transactions should be based on the latest available prospectus and KIID which contains more information regarding the charges, expenses and risks involved in your investment.**

This communication is directed at professional clients (this includes Eligible Counterparties) who are deemed both Knowledgeable and Experienced in matters relating to investments.

The information contained in this communication is not a research recommendation or 'investment research' and is classified as a 'Marketing Communication' in accordance with the Markets in Financial Instruments Directive (2014/65/EU) or applicable Swiss regulation. This means that this marketing communication (a) has not been prepared in accordance with legal requirements designed to promote the independence of investment research (b) is not subject to any prohibition on dealing ahead of the dissemination of investment research.

The whole or any part of this work may not be reproduced, copied or transmitted or any of its contents disclosed to third parties without SSGA's express written consent.