

Share Class

[P] All Investors

Fund Objective

The objective of the Fund is to track the performance of the Australian equity market

Investment Strategy

The investment policy of the Fund is to track the performance of the MSCI Australia Index (or any other index determined by the Directors from time to time to track substantially the same market as the Index) as closely as possible while seeking to minimize as far as possible the tracking difference between the Fund's performance and that of the Index.

The Index measures the performance of Australian equities. Securities are weighted by market capitalisation.

BenchmarkMSCI AustraliaSM**Structure**

Investment Company

UCITS Compliant**Domicile**

Luxembourg

Fund Facts

ISIN	LU1159240289
NAV	16.53 AUD as of 30 April 2021
Currency	AUD
Net Assets(millions)	32.82 AUD as of 30 April 2021
Inception Date	28 September 2015
Investment Style	Index
Zone	Australia
Settlement	Redemption Settlement Cycle, DD+2; Subscription Settlement Cycle, DD+2
Notification Deadline	DD-1 11:00AM CET time
Valuation	Daily market close
Swing Factor¹	
Subscription	0.02%
Redemption	0.02%
Minimum Initial Investment	AUD 50.00
Minimum Subsequent Investment	AUD 50.00
Management Fees	0.6%
Actual TER	0.70%
Charge	Subscription Redemption
Paid to the fund	N/A Up to 2%

¹ Indicative as at the date of this factsheet and is subject to change

Performance

	Annualised	Benchmark	Fund Gross	Difference	Fund Net	Difference
1 Year (%)		29.94	30.48	0.54	29.55	-0.38
3 Year (%)		9.06	9.31	0.24	8.55	-0.51
5 Year (%)		9.93	10.13	0.21	9.37	-0.55
Since Inception (%)		8.06	8.58	0.52	7.88	-0.18
Cumulative						
1 Month (%)		3.47	3.47	0.00	3.43	-0.04
3 Month (%)		7.74	8.19	0.45	8.00	0.27
1 Year (%)		29.94	30.48	0.54	29.55	-0.38
3 Year (%)		29.73	30.60	0.87	27.93	-1.80
5 Year (%)		60.50	62.02	1.52	56.52	-3.98
Since Inception (%)		542.52	620.57	78.05	517.37	-25.15
Calendar						
2021 (year to date)		8.40	8.83	0.43	8.58	0.18
2020		-0.95	-0.78	0.17	-1.47	-0.52
2019		23.10	23.24	0.13	22.41	-0.69
2018		-2.22	-2.04	0.19	-2.71	-0.49
2017		11.03	11.15	0.12	10.38	-0.65

Past performance is not a guarantee of future results.**Investing involves risk including the risk of loss of capital.**

The performance figures contained herein are provided on a gross and net of fees basis. Gross of fees do not reflect the deduction of advisory or other fees which could reduce the return. Index returns reflect capital gains and losses, income, and the reinvestment of dividends. The performance includes the reinvestment of dividends and other corporate earnings and is calculated in the currency stated in the Fund Facts.

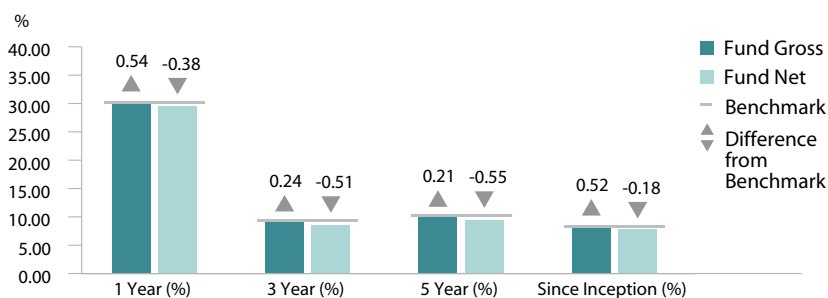
Calendar year inception performance returns will be partial for the year where the inception date for either the Fund in question or the historic performance-linked Fund (whichever is the earliest) falls within that period. This fund has a new inception date of 28 September 2015 due to a merger from the French domiciled SSgA Australia Index Equity Fund. The performance table and graph shows historical data beginning from 30 April 1997.

The calculation method for value added returns may show rounding differences.

When the Fund is closed according to its official Net Asset Value (NAV) calendar but, nonetheless, a significant portion of the underlying security prices can be determined, a Technical NAV is calculated. Past Performance indicated herein has therefore been calculated using a Technical NAV when required, as well as the official NAV of the Fund as at each other business day for the relevant period.

Source: SSGA.

All data is as at 30/04/2021

Annualised Performance**Fund Characteristics**

	Fund	Benchmark
Weighted Av. Market Cap (m)	US\$67,778	US\$67,939
Av. Price/Book	2.32	2.32
Price/Earnings (Forward 1yr)	17.11	17.09
Weighted Harmonic Av. Price/Cash flow	12.73	12.73
Dividend Yield (%)	2.66	2.66
Number of Holdings*	63	63

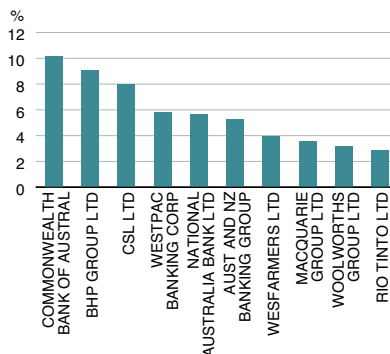
Ratios

	3 Years
Standard Deviation (%)	17.28
Tracking Error (%)	0.20
Beta	1.00

* Number of Holdings quoted for the Fund may include Cash related items.

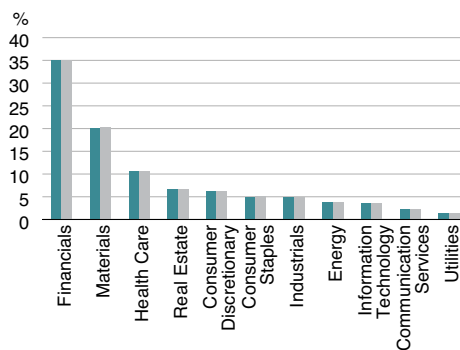
Top 10 Holdings

	Weight (%)
COMMONWEALTH BANK OF AUSTRAL	10.19
BHP GROUP LTD	9.06
CSL LTD	7.95
WESTPAC BANKING CORP	5.81
NATIONAL AUSTRALIA BANK LTD	5.65
AUST AND NZ BANKING GROUP	5.26
WESFARMERS LTD	3.95
MACQUARIE GROUP LTD	3.54
WOOLWORTHS GROUP LTD	3.20
RIO TINTO LTD	2.89



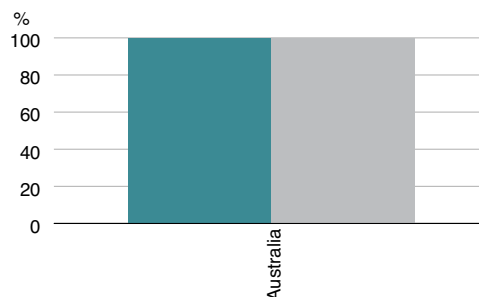
Sector Allocation

	Fund (%)	Benchmark (%)
Financials	35.15	35.16
Materials	20.22	20.24
Health Care	10.76	10.74
Real Estate	6.63	6.60
Consumer Discretionary	6.34	6.34
Consumer Staples	5.05	5.08
Industrials	4.88	4.89
Energy	3.86	3.84
Information Technology	3.52	3.52
Communication Services	2.23	2.25
Utilities	1.36	1.35
Total	100.00	100.00



Country Allocation

	Fund (%)	Benchmark (%)
Australia	100.00	100.00
Total	100.00	100.00



For More Information

Visit our website www.ssga.com or contact your representative SSGA office.

SSGA Belgium

+32 (0) 2 663 2016

SSGA France

+33 (0) 1 44 45 40 48

SSGA Germany

+49 (0) 89 55878 999

SSGA Ireland

+353 (1) 776 3188 / +353 (1) 776 3029

SSGA Italy

+39 02 3206 6121

SSGA Middle East & Africa

+971 2 245 9000

SSGA Netherlands

+31 (0) 20 718 1701

SSGA Switzerland

+41 (0) 44 245 7099

SSGA United Kingdom

+44 (0) 20 3395 2333

Source: SSGA.

Characteristics, holdings, country allocations and sectors shown are as of the date indicated at the top of this factsheet and are subject to change.

Within Country Allocation, 'Other' denotes the consolidation of any countries which are not already included in the Fund's top 10.

PLEASE NOTE THAT FULL DETAILS OF UNDERLYING FUND HOLDINGS CAN BE FOUND ON WWW.SSGA.COM

Marketing Communication – General Access. Professional Clients Only.

This material is for your private information. The information provided does not constitute investment advice as such term is defined under the Markets in Financial Instruments Directive (2014/65/EU) or applicable Swiss regulation and it should not be relied on as such. There is no representation or warranty as to the accuracy of the information and State Street shall have no liability for decisions based on such information.

The funds are not available to U.S. investors. **This document should be read in conjunction with its prospectus and Key Investor Information Document (KIID). All transactions should be based on the latest available prospectus and KIID which contains more information regarding the charges, expenses and risks involved in your investment.**

This communication is directed at professional clients (this includes Eligible Counterparties) who are deemed both Knowledgeable and Experienced in matters relating to investments.

The information contained in this communication is not a research recommendation or 'investment research' and is classified as a 'Marketing Communication' in accordance with the Markets in Financial Instruments Directive (2014/65/EU) or applicable Swiss regulation. This means that this marketing communication (a) has not been prepared in accordance with legal requirements designed to promote the independence of investment research (b) is not subject to any prohibition on dealing ahead of the dissemination of investment research.

This collective investment scheme and its distributor are authorized by the Swiss Financial Market Supervisory Authority (FINMA) in accordance with the Swiss Collective Investment Schemes Act (CISA) and the Swiss Ordinance on Collective Investment Schemes (CISO). The collective investment scheme is organized as an Undertaking for Collective Investment in Transferable Securities (UCITS) under the laws of Luxembourg and authorized as a UCITS by the Commission de Surveillance du Secteur Financier (CSSF). Prospective investors may obtain the current prospectus, the articles of incorporation, the KIID as well as the latest annual and semi-annual report free of charge from the Swiss Representative and Paying Agent, State Street Bank International GmbH, Munich, Zurich Branch, Beethovenstrasse 19, 8027 Zurich.

© 2021 Morningstar, Inc. All rights reserved. The information contained herein: (1) is proprietary to Morningstar and/or its content providers; (2) may not be copied or distributed; and (3) is not warranted to be accurate, complete, or timely. Neither Morningstar nor its content providers are responsible for any damages or losses arising from any use of this information.

The MSCI Australia Index is a trademark of MSCI Inc.

The whole or any part of this work may not be reproduced, copied or transmitted or any of its contents disclosed to third parties without SSGA's express written consent.