

Share Class

[I CHF Hedged] Institutional Investors

Fund Objective

The objective of the Fund is to seek to track the performance of Bloomberg Barclays US Issuer Scored Corporate Index (the "Index") as closely as reasonably possible.

Investment Strategy

The Fund invests primarily in securities included in the Index. Since the Index includes too many securities to efficiently purchase or includes securities that may be difficult to purchase in the open markets, State Street Global Advisors, a division of State Street Bank and Trust Company (the "Sub-Investment Manager") will build a representative portfolio that aims to closely track the performance of the Index.

Benchmark

Bloomberg Barclays US Issuer Scored Corporate Index

Structure

Investment Company

UCITS Compliant**Domicile**

Luxembourg

Fund Facts

ISIN	LU0956151715	
NAV	11.06 CHF as of 30 November 2020	
Currency	CHF	
Net Assets(millions)	83.25 USD as of 30 November 2020	
Inception Date	23 July 2014	
Investment Style	Smart Beta	
Zone	United States	
Settlement	Redemption Settlement Cycle, DD+2; Subscription Settlement Cycle, DD+2	
Notification Deadline	DD 11:00AM CET time	
Valuation	Daily market close	
Swing Factor¹		
Subscription	0.60%	
Redemption	0.00%	
Minimum Initial Investment	CHF 3,000,000.00	
Minimum Subsequent Investment	CHF 1,000.00	
Management Fees	0.23%	
Actual TER	0.35%	
Charge	Subscription	Redemption
Paid to the fund	N/A	Up to 2%

¹ Indicative as at the date of this factsheet and is subject to change

Performance

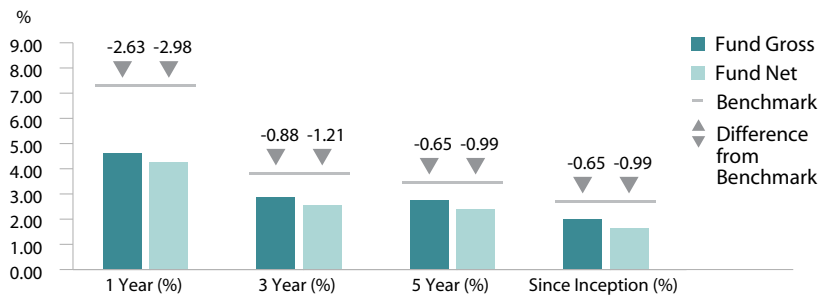
	Annualised	Benchmark	Fund Gross	Difference	Fund Net	Difference
1 Year (%)		7.24	4.62	-2.63	4.26	-2.98
3 Year (%)		3.76	2.89	-0.88	2.56	-1.21
5 Year (%)		3.40	2.74	-0.65	2.41	-0.99
Since Inception (%)		2.65	2.00	-0.65	1.66	-0.99
Cumulative						
1 Month (%)		2.19	-0.13	-2.31	-0.15	-2.33
3 Month (%)		1.65	-0.76	-2.41	-0.83	-2.49
1 Year (%)		7.24	4.62	-2.63	4.26	-2.98
3 Year (%)		11.73	8.92	-2.81	7.87	-3.86
5 Year (%)		18.20	14.50	-3.69	12.65	-5.55
Since Inception (%)		18.03	13.37	-4.66	11.02	-7.02
Calendar						
2020 (year to date)		7.19	4.57	-2.62	4.25	-2.94
2019		9.38	9.26	-0.12	8.91	-0.47
2018		-5.12	-5.17	-0.05	-5.48	-0.35
2017		3.46	3.53	0.07	3.19	-0.27
2016		3.60	3.12	-0.48	2.79	-0.81

Past performance is not a guarantee of future results.**Investing involves risk including the risk of loss of capital.**

The performance figures contained herein are provided on a gross and net of fees basis. Gross of fees do not reflect the deduction of advisory or other fees which could reduce the return. Index returns reflect capital gains and losses, income, and the reinvestment of dividends. The performance includes the reinvestment of dividends and other corporate earnings and is calculated in the currency stated in the Fund Facts. Calendar year inception performance returns will be partial for the year where the inception date for either the Fund in question or the historic performance-linked Fund (whichever is the earliest) falls within that period. The calculation method for value added returns may show rounding differences. When the Fund is closed according to its official Net Asset Value (NAV) calendar but, nonetheless, a significant portion of the underlying security prices can be determined, a Technical NAV is calculated. Past Performance indicated herein has therefore been calculated using a Technical NAV when required, as well as the official NAV of the Fund as at each other business day for the relevant period.

Source: SSGA.

All data is as at 30/11/2020

Annualised Performance**Fund Characteristics**

	Fund	Benchmark
Number of Issues*	672	4,559
Average Yield To Worst (%)	1.58	1.61
Yield to Maturity (%)	1.64	1.67
Current Yield (%)	3.03	3.14
Average Coupon (%)	3.52	3.67
Option Adjusted Spread (bps)	90.05	92.05
Effective Duration (Years)	7.93	8.10
Average Maturity (Years)	10.77	10.98
Effective Convexity	1.24	1.26
Average Credit Rating Quality	BAA1	BAA1

Ratios

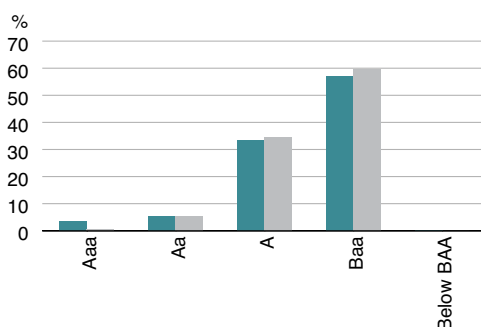
	3 Years
Standard Deviation (%)	7.29
Tracking Error (%)	1.32
Beta	0.97

* Number of Issues quoted for the Fund may include Cash related items.

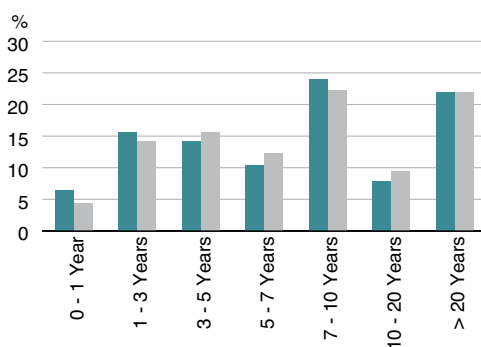
Country Allocation	Fund (%)	Benchmark (%)
United States	83.60	83.77
Canada	4.93	4.89
United Kingdom	3.41	3.02
Australia	1.56	1.21
Japan	1.43	2.06
Switzerland	1.15	1.25
France	1.01	1.22
Sweden	0.64	0.47
China	0.62	0.46
Mexico	0.60	0.42
Other	1.06	1.24
Total	100.00	100.00

Credit Rating Exposure Allocation	Fund (%)	Benchmark (%)
Aaa	3.69	0.61
Aa	5.48	5.53
A	33.43	34.42
Baa	57.14	59.44
Below BAA	0.26	-
Total	100.00	100.00

Sector Allocation	Fund (%)	Benchmark (%)
Corporate - Industrial	60.36	61.70
Corporate - Finance	28.70	30.36
Corporate - Utility	7.83	7.94
Cash	3.11	-
Total	100.00	100.00



Maturity Allocation	Fund (%)	Benchmark (%)
0 - 1 Year	6.33	4.40
1 - 3 Years	15.59	14.14
3 - 5 Years	14.12	15.53
5 - 7 Years	10.36	12.30
7 - 10 Years	23.94	22.24
10 - 20 Years	7.79	9.41
> 20 Years	21.86	21.99



Source: SSGA.

Characteristics, Credit Rating Exposure Allocation, country allocations and sectors shown are as of the date indicated at the top of this factsheet and are subject to change. Within Country Allocation, 'Other' denotes the consolidation of any countries which are not already included in the Fund's top 10.

PLEASE NOTE THAT FULL DETAILS OF UNDERLYING FUND HOLDINGS CAN BE FOUND ON WWW.SSGA.COM

Marketing Communication

This material is for your private information. The information provided does not constitute investment advice as such term is defined under the Markets in Financial Instruments Directive (2014/65/EU) or applicable Swiss regulation and it should not be relied on as such. There is no representation or warranty as to the accuracy of the information and State Street shall have no liability for decisions based on such information.

The funds are not available to U.S. investors. **This document should be read in conjunction with its prospectus and Key Investor Information Document (KIID). All transactions should be based on the latest available prospectus and KIID which contains more information regarding the charges, expenses and risks involved in your investment.**

This communication is directed at professional clients (this includes Eligible Counterparties) who are deemed both Knowledgeable and Experienced in matters relating to investments.

The information contained in this communication is not a research recommendation or 'investment research' and is classified as a 'Marketing Communication' in accordance with the Markets in Financial Instruments Directive (2014/65/EU) or applicable Swiss regulation. This means that this marketing communication (a) has not been prepared in accordance with legal requirements designed to promote the independence of investment research (b) is not subject to any prohibition on dealing ahead of the dissemination of investment research.

This collective investment scheme and its distributor are authorized by the Swiss Financial Market Supervisory Authority (FINMA) in accordance with the Swiss Collective Investment Schemes Act (CISA) and the Swiss Ordinance on Collective Investment Schemes (CISO). The collective investment scheme is organized as an Undertaking for Collective Investment in Transferable Securities (UCITS) under the laws of Luxembourg and authorized as a UCITS by the Commission de Surveillance du Secteur Financier (CSSF). Prospective investors may obtain the current prospectus, the articles of incorporation, the KIID as well as the latest annual and semi-annual report free of charge from the Swiss Representative and Paying Agent, State Street Bank International GmbH, Munich, Zurich Branch, Beethovenstrasse 19, 8027 Zurich.

BLOOMBERG®, a trademark and service mark of Bloomberg Finance L.P. and its affiliates, and BARCLAYS®, a trademark and service mark of Barclays Bank Plc, have each been licensed for use in connection with the listing of the Bloomberg/Barclays Indices.

The whole or any part of this work may not be reproduced, copied or transmitted or any of its contents disclosed to third parties without SSGA's express written consent.

For More Information

Visit our website www.ssga.com or contact your representative SSGA office.

SSGA Belgium

+32 (0) 2 663 2016

SSGA France

+33 (0) 1 44 45 40 48

SSGA Germany

+49 (0) 89 55878 999

SSGA Ireland

+353 (1) 776 3188 / +353 (1) 776 3029

SSGA Italy

+39 02 3206 6121

SSGA Middle East & Africa

+971 2 245 9000

SSGA Netherlands

+31 (0) 20 718 1701

SSGA Switzerland

+41 (0) 44 245 7099

SSGA United Kingdom

+44 (0) 20 3395 2333