

[B USD] Institutional Investors**Fund Objective**

The objective of the Fund is to track the performance of the U.S. dollar denominated emerging market government bond universe.

Investment Strategy

The Fund seeks to track the performance of the J.P. Morgan Emerging Markets Bond Index Global Diversified Index (the "Index") as closely as reasonably possible. The Fund invests primarily in securities included in the Index. These securities include publicly issued U.S. dollar-denominated emerging markets government debt. The Index limits country exposure to a maximum of 10% and redistributes the excess market value Index-wide on a pro-rata basis. The Fund will use a stratified sampling strategy to build a representative portfolio. In exceptional circumstances, the Fund may also invest in debt securities which are not included in the Index that it believes closely reflect the risk and distribution characteristics of securities of the Index.

Investment Universe

Securities included in the J.P. Morgan Emerging Markets Bond Index Global Diversified Index

Benchmark

J.P. Morgan Emerging Markets Bond Index Global Diversified

Structure

ICAV Umbrella Fund

UCITS Compliant

Yes

Domicile

Ireland

Fund Facts

NAV	120.78 USD as of 31 October 2021	
Currency	USD	
Net Assets (millions)	99.32 USD as of 31 October 2021	
Inception Date	26 June 2018	
Investment Style	Passive	
Zone	Emerging Markets	
Settlement	Dealing Day+3	
Notification Deadline	DD-1 10:00AM (Dublin time)	
Valuation	Closing bid prices	
Minimum Initial Investment	USD 10,000,000	
Minimum Subsequent Investment	USD 5,000	
TER Max	0.10%	
Max Subscription	3.00%	
Max Redemption	2.00%	
Charge	Entry	Exit
ADL (Indicative)	0.60%	0.10%
Subject to change		

Fund Identifier

Share Class	ISIN	Bloomberg
B USD	IE00BZ6CM089	SSEMHC B ID

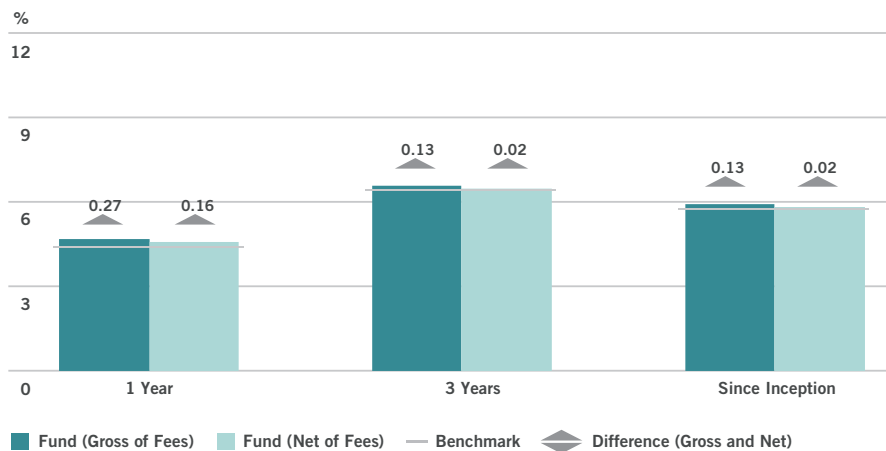
Indicative as at the date of this factsheet and is subject to change.
Source: SSGA.

Performance

Annualised	Benchmark	Fund Gross	Difference	Fund Net	Difference
1 Year (%)	4.41	4.68	0.27	4.58	0.16
3 Years (%)	6.43	6.56	0.13	6.45	0.02
5 Years (%)	-	-	-	-	-
Since Incep. (%)	5.78	5.91	0.13	5.80	0.02
Cumulative					
1 Month (%)	0.02	0.07	0.04	0.06	0.04
3 Months (%)	-1.09	-1.03	0.06	-1.05	0.04
1 Year (%)	4.41	4.68	0.27	4.58	0.16
3 Years (%)	20.57	20.99	0.43	20.63	0.07
5 Years (%)	-	-	-	-	-
Since Incep. (%)	20.68	21.18	0.50	20.78	0.09
Calendar					
2021 (Year to date)	-1.34	-1.12	0.22	-1.20	0.13

Past performance is not a guarantee of future results. Investing involves risk including the risk of loss of principal.

The performance figures contained herein are provided on a gross and net of fees basis. Gross of fees do not reflect the deduction of advisory or other fees which could reduce the return. Index returns reflect capital gains and losses, income, and the reinvestment of dividends. The performance includes the reinvestment of dividends and other corporate earnings and is calculated in the currency in USD. Technical net asset values are calculated using the valuation of the benchmark when the Fund is closed according to its NAV calendar but the value of the benchmark can be ascertained. Certain figures might be rounded to the nearest hundredth decimal and may result in the total not appearing to add correctly.
Source, SSGA. All data is as at 31/10/2021.

Annualized Performance

Source: SSGA, 31st October 2021.

Fund Characteristics

	Fund	Benchmark
Yield to Maturity (%)	4.45	4.50
Average Maturity (Years)	12.74	12.79
Average Coupon (%)	5.29	5.19
Effective Duration	7.98	8.00
Current Yield (%)	4.95	4.92
Option Adjusted Spread (BP)	310.22	314.65
Effective Convexity	1.25	1.25
Number of Issues	478	935

For More Information

Visit our website ssga.com or contact your representative SSGA office.

SSGA Ireland

+353 (1) 776 3188
+353 (1) 776 3029

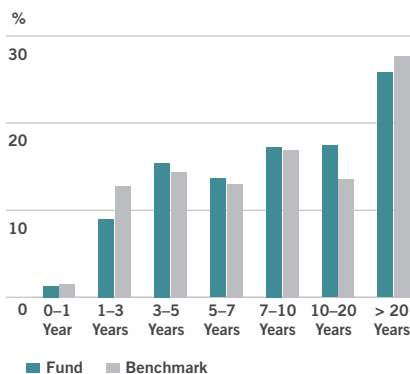
Country Allocation

	Fund (%)	Benchmark (%)
Mexico	5.00	4.96
Indonesia	4.73	4.66
China	4.52	4.42
United Arab Emirates	4.11	4.13
Saudi Arabia	3.75	3.84
Qatar	3.62	3.71
Turkey	3.45	3.52
Russia	3.37	3.38
Philippines	3.16	3.08
Chile	2.95	2.96
Panama	2.83	2.81
Brazil	2.81	2.93
Peru	2.80	2.79
Colombia	2.78	2.74
Malaysia	2.68	2.68
Oman	2.67	2.75
Dominican Rep	2.66	2.63
Bahrain	2.62	2.64
Egypt	2.53	2.53
S.Africa	2.53	2.57
Ukraine	2.52	2.55
Kazakhstan	2.35	2.49
Uruguay	2.31	2.28
Nigeria	1.85	1.88
Hungary	1.51	1.54
Ecuador	1.49	1.44
Ghana	1.45	1.50
Angola	1.21	1.06
Argentina	1.11	1.13
Romania	1.09	1.12
Kenya	1.07	0.97
Pakistan	1.04	1.05
Sri Lanka	1.03	1.07
Guatemala	0.99	0.84
Jamaica	0.87	0.77
Azerbaijan	0.86	0.86
Costa Rica	0.82	0.76
Paraguay	0.80	0.77
Other	10.04	10.18

Source: SSGA 31st October 2021.

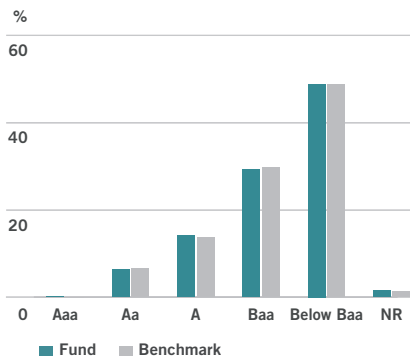
Maturity Allocation

	Fund (%)	Benchmark (%)
0-1 Year	1.32	1.45
1-3 Years	8.99	12.80
3-5 Years	15.45	14.44
5-7 Years	13.66	13.00
7-10 Years	17.29	16.97
10-20 Years	17.46	13.61
20+ Years	25.84	27.73



Credit Exposure Allocation

	Fund (%)	Benchmark (%)
Aaa	0.09	0.00
Aa	6.25	6.63
A	14.09	13.73
Baa	29.26	29.73
Below Baa	48.85	48.69
NR	1.46	1.22
Total	100.00	100.00



Source: SSGA 31st October 2021.

Credit quality rating is based on an average of Moody's, S&P, and Fitch.

Characteristics, Country Allocation, Maturity Allocation, Credit Exposure Allocation, are as of the date indicated, are subject to change, and should not be relied upon as current thereafter. Past performance is not a guarantee of future results.

Warning: Past performance is not a reliable guide to future performance.
Warning: This product may be affected by changes in currency exchange rates.

Warning: If you invest in this product you may lose some or all of the money you invest.
Warning: The value of your investment may go down as well as up.

Please note that full details of underlying fund holdings can now be found on www.ssga.com

Marketing Communication

Ireland: State Street Global Advisors Europe Limited is regulated by the Central Bank of Ireland. Registered office address 78 Sir John Rogerson's Quay, Dublin 2. Registered Number: 49934. T: +353 (0)1 776 3000. F: +353 (0)1 776 3300. Member of the Irish Association of Investment Managers. T: 353 (0)1 776 3000. F: 353 (0)1 776 3300.

This material is for your private information. The information provided does not constitute investment advice as such term is defined under the Markets in Financial Instruments Directive (2014/65/EU) and it should not be relied on as such. It should not be considered a solicitation to buy or an offer to sell any investment. It does not take into account any investor's or potential investor's particular investment objectives, strategies, tax status, risk appetite or investment horizon. If you require investment advice you should consult your tax and financial or other professional advisor. All material has been obtained from sources believed to be reliable. There is no representation or warranty as to the accuracy of the information and State Street shall have no liability for decisions based on such information.

The whole or any part of this work may not be reproduced, copied or transmitted or any of its contents disclosed to third parties without SSGA's express written consent. This document is for informational purposes only and is not an offer to sell or the solicitation of an offer to buy an interest in any funds and is not intended for public distribution. The Fund is a recognised scheme under Section 264 of the Financial Services and Markets Act 2000. The funds are not available to U.S. investors.

This document should be read in conjunction with its prospectus and Key Investor Information Document (KIID). All transactions should be based on the latest available prospectus and KIID which contains more information regarding the charges, expenses and risks involved in your investment. This communication is directed at professional clients (this includes Eligible Counterparties as defined by the Appropriate EU Regulator) who are deemed both Knowledgeable and Experienced in matters relating to investments. The products and services to which this communication relates are only available to such persons and persons of any other description (including Retail Clients) should not rely on this communication.

The information contained in this communication is not a research recommendation or 'investment research' and is classified as a 'Marketing Communication' in accordance with the Markets in Financial Instruments Directive (2014/65/EU). This means that this marketing communication (a) has not been prepared in accordance with legal requirements designed to promote the independence of investment research (b) is not subject to any prohibition on dealing ahead of the dissemination of investment research.

Third-party marks are the property of their respective owners and the statements in this do not constitute a recommendation or an endorsement.

TER Max represents the fund's aggregate operating and management fees excluding transaction costs. Transaction costs are billed separately to the fund.