

**Share Class**

[S10]

**Fund Objective**

The investment objective of the Fund is to seek to track, as closely as reasonably practicable, the performance of the FTSE Developed Index (adjusted for irrecoverable dividend withholding tax, 75% Hedged EUR) (the "Index") on a rolling three year basis.

**Benchmark**

FTSE Developed Index (adjusted for irrecoverable dividend withholding tax, 75% Hedged EUR)

**Structure**

Trust

**Domicile**

Ireland

**Fund Facts**

<b>ISIN</b>	IE00BDT8QX05	
<b>NAV</b>	1.55 EUR as of 31 March 2026	
<b>Currency</b>	EUR	
<b>Net Assets (millions)</b>	569.92 EUR as of 31 March 2026	
<b>Inception Date</b>	01 December 2022	
<b>Investment Style</b>	Index	
<b>Zone</b>	Global	
<b>Settlement</b>	Redemption Settlement Cycle, DD+2; Subscription Settlement Cycle, DD+2	
<b>Notification Deadline</b>	AVD-1 10AM Irish Time	
<b>Minimum Initial Investment</b>	EUR 0.00	
<b>Minimum Subsequent Investment</b>	EUR 0.00	
<b>Management Fees<sup>1</sup></b>	0.1%	
<b>Actual TER</b>	0.15% as of 28 February 2025	
<b>Charge</b>	<b>Subscription</b>	<b>Redemption</b>
<b>Due to the fund</b>	N/A	N/A
<b>Paid to third parties</b>	N/A	N/A

1 Members of Defined Contribution (DC) or Additional Voluntary Contribution schemes should refer to their plan documentation to confirm the fees applicable for their plan.

**Warning: Past performance is not a reliable guide to future performance.**

**Warning: This product may be affected by changes in currency exchange rates.**

**Warning: Risk Warnings/Important Information: This document should be read in conjunction with its Prospectus and Supplement. All transactions should be based on the latest available Prospectus and Supplement which contain more information regarding the charges, expenses and risks involved in your investment.**

**Performance**

Annualised	Benchmark	Fund Gross	Difference	Fund Net	Difference
1 Year (%)	16.09	16.24	0.15	16.06	-0.03
3 Year (%)	15.38	15.61	0.24	15.44	0.06
5 Year (%)	-	-	-	-	-
Since Inception (%)	13.99	14.19	0.20	14.03	0.04

**Cumulative**

1 Month (%)	-5.92	-5.89	0.03	-5.90	0.01
3 Month (%)	-2.63	-2.61	0.02	-2.65	-0.01
1 Year (%)	16.09	16.24	0.15	16.06	-0.03
3 Year (%)	53.61	54.55	0.94	53.86	0.25
5 Year (%)	-	-	-	-	-
Since Inception (%)	54.64	55.55	0.91	54.80	0.16

**Calendar**

2026 (year to date)	-2.63	-2.61	0.02	-2.65	-0.01
2025	15.30	15.43	0.13	15.26	-0.04
2024	20.92	21.18	0.26	21.00	0.08
2023	20.60	20.99	0.39	20.81	0.21
2022 (partial)	-5.54	-5.62	-0.08	-5.62	-0.08

Source: State Street Investment Management.

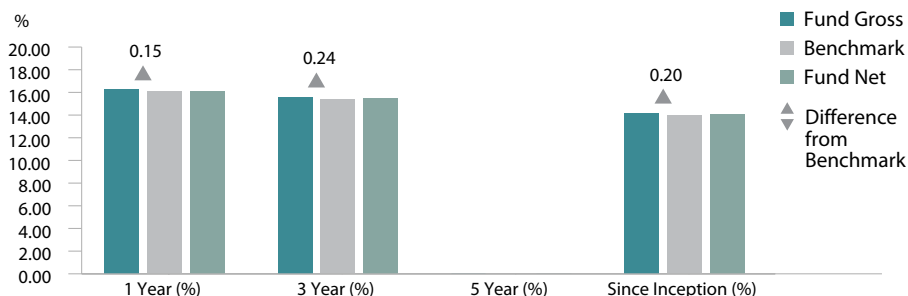
**Investing involves risk including the risk of loss of principal.**

**Past performance is not a guarantee of future results**

Fund and benchmark performance currency displayed in EUR.

Since January 2017, the gross performance figures contained herein are gross of the management fee and other expenses. Prior to this date, the gross performance figures are gross of the management fee only. Performance returns for periods of less than one year are not annualised. The performance includes the reinvestment of dividends and other corporate earnings and is calculated in the stated currency. Index returns reflect capital gains and losses, income, and the reinvestment of dividends.

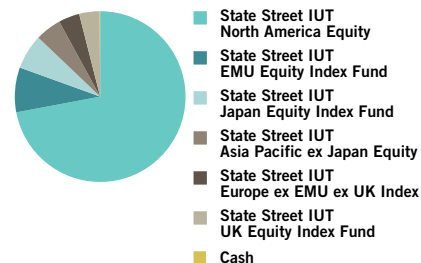
**Annualised Performance**



Source: State Street Investment Management.

**Asset Allocation**

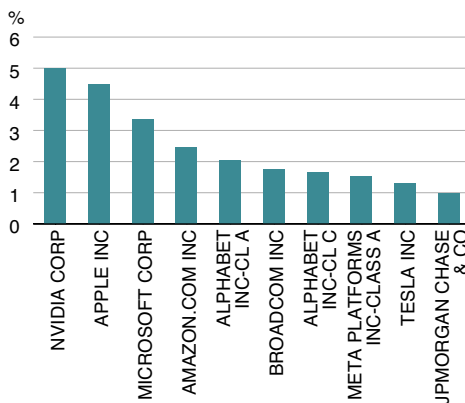
	Fund (%)
State Street IUT North America Equity	72.03
State Street IUT EMU Equity Index Fund	8.48
State Street IUT Japan Equity Index Fund	6.60
State Street IUT Asia Pacific ex Japan Equity	4.93
State Street IUT Europe ex EMU ex UK Index	3.98
State Street IUT UK Equity Index Fund	3.86
Cash	0.11
<b>Total</b>	<b>100.00</b>



Source: State Street Investment Management.

Top 10 Holdings

	Weight (%)
NVIDIA CORP	5.00
APPLE INC	4.49
MICROSOFT CORP	3.37
AMAZON.COM INC	2.45
ALPHABET INC-CL A	2.05
BROADCOM INC	1.75
ALPHABET INC-CL C	1.66
META PLATFORMS INC-CLASS A	1.53
TESLA INC	1.29
JPMORGAN CHASE & CO	0.98



Source: State Street Investment Management.

For More Information

Visit our website at [statestreet.com/im](http://statestreet.com/im) or contact your representative State Street Investment Management's office.

SSGA Ireland  
+353 1 776 3000

Characteristics, holdings, allocations and sectors shown are as of the date indicated and are subject to change.

**Warning: If you invest in this product you may lose some or all of the money you invest.**

**Warning: The value of your investment may go down as well as up.**

Please note that full details of underlying fund holdings can now be found on [www.statestreet.com/im](http://www.statestreet.com/im)

Marketing Communication

State Street Global Advisors (SSGA) is now State Street Investment Management. Please go to [statestreet.com/investment-management](http://statestreet.com/investment-management) for more information. This material is for your private information.

Ireland: State Street Global Advisors Europe Limited is regulated by the Central Bank of Ireland. Registered office address 78 Sir John Rogerson's Quay, Dublin 2. Registered Number: 49934. T: +353 (0)1 776 3000. F: +353 (0)1 776 3300.

The State Street Ireland Unit Trust was authorised by the Central Bank of Ireland as unit trust pursuant to the Unit Trusts Act, 1990 and the European Communities (Alternative Investment Fund Managers Directive) Regulations 2013 (as amended) as a Retail Investor Alternative Investment Fund on 30 June 2015. **This document should be read in conjunction with its Prospectus and Supplement. All transactions should be based on the latest available Prospectus and Supplement which contain more information regarding the charges, expenses and risks involved in your investment.** Prospective investors may obtain these reports free of charge from State Street Global Advisors Europe Limited, 78 Sir John Rogerson's Quay, Dublin 2. T: +353 (0)1 776 3000. F: +353 (0)1 776 3300. Web: [www.statestreet.com/im](http://www.statestreet.com/im)

The information provided does not constitute investment advice as such term is defined under the Markets in Financial Instruments Directive (2014/65/EU) and it should not be relied on as such. It should not be considered a solicitation to buy or an offer to sell any investment. It does not take into account any investor's or potential investor's particular investment objectives, strategies, tax status, risk appetite or investment horizon. If you require investment advice you should consult your tax and financial or other professional advisor. All information is from SSGA unless otherwise noted and has been obtained from sources believed to be reliable, but its accuracy is not guaranteed. There is no representation or warranty as to the current accuracy, reliability or completeness of, nor liability for, decisions based on such information and it should not be relied on as such. Diversification does not ensure a profit or guarantee against loss. This communication is directed at professional clients (this includes eligible counterparties as defined by the (Appropriate EU Regulator) who are deemed both knowledgeable and experienced in matters relating to investments. The products and services to which this communication relates are only available to such persons and persons of any other description (including retail clients) should not rely on this communication. **The information contained in this communication is not a research recommendation or 'investment research' and is classified as a 'Marketing Communication' in accordance with the Markets in Financial Instruments Directive (2014/65/EU). This means that this marketing communication (a) has not been prepared in accordance with legal requirements designed to promote the independence of investment research (b) is not subject to any prohibition on dealing ahead of the dissemination of investment research.**

The whole or any part of this work may not be reproduced, copied or transmitted or any of its contents disclosed to third parties without SSGA's express written consent.

The trademarks and service marks referenced herein are the property of their respective owners. Third party data providers make no warranties or representations of any kind relating to the accuracy, completeness or timeliness of the data and have no liability for damages of any kind relating to the use of such data.

FTSE®, "FT-SE®" and "Footsie®" are trademarks jointly owned by the London Stock Exchange Plc and The Financial Times Limited and are used by FTSE International Limited ("FTSE") under licence. "All-World", "All-Share" and "All-Small" and "FTSE4Good" are trademarks of FTSE. The FTSE indices are calculated by FTSE. FTSE does not sponsor, endorse or promote this product and is not in any way connected to it and does not accept any liability. All intellectual property rights in the index values and constituent list vests in FTSE. SSGA has obtained full licence from FTSE to use such intellectual property rights in the creation of this product.