

Share Class

[S15]

Fund Objective

The investment objective of the sub-Fund is to seek to track, as closely as reasonably practicable, the performance of the FTSE Developed Index (adjusted for irrecoverable dividend withholding tax, 75% Hedged EUR) on a rolling three year basis.

Benchmark

FTSE Developed Index (adjusted for irrecoverable dividend withholding tax, 75% Hedged EUR)

Structure

Trust

Domicile

Ireland

Fund Facts

ISIN	IE00BDT8QT68	
NAV	3.00 EUR as of 30 September 2021	
Currency	EUR	
Net Assets (millions)	920.57 EUR as of 30 September 2021	
Inception Date	25 February 2012	
Investment Style	Index	
Zone	Global	
Settlement	Redemption Settlement Cycle, DD+2; Subscription Settlement Cycle, DD+2	
Notification Deadline	AVD-1 10AM Irish Time	
Minimum Initial Investment	EUR .00	
Minimum Subsequent Investment	EUR .00	
Management Fees ¹	0.15%	
Actual TER	0.19% as of 31 August 2021	
Charge	Subscription	Redemption
Due to the fund	N/A	N/A
Paid to third parties	N/A	N/A

1 Members of Defined Contribution (DC) or Additional Voluntary Contribution schemes should refer to their plan documentation to confirm the fees applicable for their plan.

Warning: Past performance is not a reliable guide to future performance.

Warning: This product may be affected by changes in currency exchange rates.

Warning: Risk Warnings/Important Information: This document should be read in conjunction with the Fund Prospectus and Fund Supplement which contains more information regarding the fees, expenses and risks involved in your investment.

Performance

Annualised	Benchmark	Fund Gross	Difference	Fund Net	Difference
1 Year (%)	28.31	28.60	0.29	28.35	0.04
3 Year (%)	11.52	11.85	0.33	11.64	0.11
5 Year (%)	12.25	12.53	0.28	12.32	0.07
Since Inception (%)	11.79	12.64	0.85	12.45	0.66

Cumulative

1 Month (%)	-3.40	-3.38	0.02	-3.39	0.01
3 Month (%)	0.61	0.64	0.03	0.59	-0.02
1 Year (%)	28.31	28.60	0.29	28.35	0.04
3 Year (%)	38.72	39.94	1.23	39.14	0.42
5 Year (%)	78.18	80.45	2.27	78.75	0.57
Since Inception (%)	183.64	204.52	20.89	199.70	16.06

Calendar

2021 (year to date)	15.19	15.32	0.13	15.16	-0.03
2020	10.56	10.96	0.40	10.75	0.19
2019	25.61	26.07	0.45	25.83	0.21
2018	-8.43	-8.19	0.23	-8.37	0.06
2017	15.16	15.34	0.18	15.12	-0.04
2016	8.82	8.96	0.14	8.80	-0.03

Source: SSGA.

Investing involves risk including the risk of loss of principal.

Past performance is not a guarantee of future results

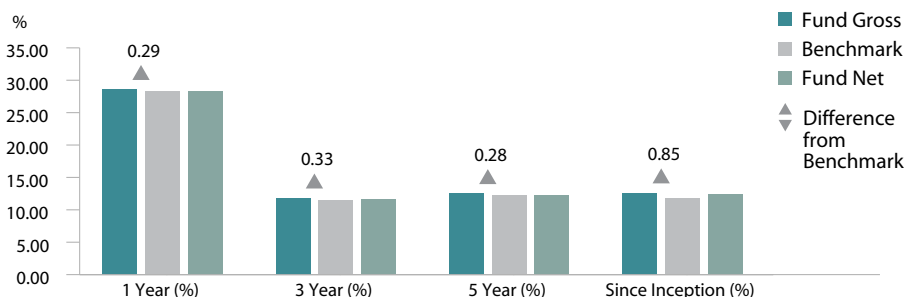
Fund and benchmark performance currency displayed in EUR.

Since January 2017, the gross performance figures contained herein are gross of the management fee and other expenses. Prior to this date, the gross performance figures are gross of the management fee only.

Performance returns for periods of less than one year are not annualised. The performance includes the reinvestment of dividends and other corporate earnings and is calculated in the stated currency. Index returns reflect capital gains and losses, income, and the reinvestment of dividends.

Please note that the performance figures contained herein are since 24 May 2012.

Annualised Performance

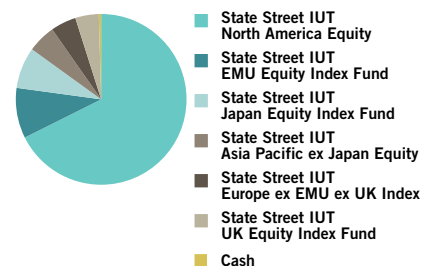


Source: SSGA.

Asset Allocation

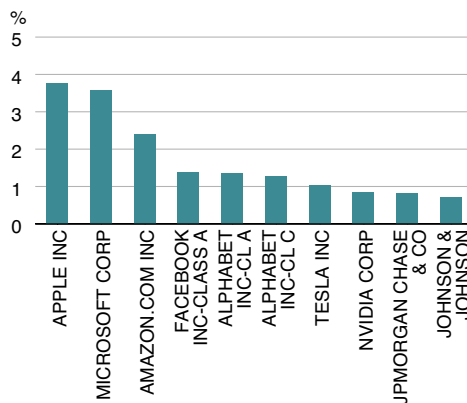
	Fund (%)
State Street IUT North America Equity	68.24
State Street IUT EMU Equity Index Fund	9.62
State Street IUT Japan Equity Index Fund	7.88
State Street IUT Asia Pacific ex Japan Equity	5.36
State Street IUT Europe ex EMU ex UK Index	4.87
State Street IUT UK Equity Index Fund	4.49
Cash	-0.45
Total	100.00

Source: SSGA.



Top 10 Holdings

	Weight (%)
APPLE INC	3.75
MICROSOFT CORP	3.57
AMAZON.COM INC	2.40
FACEBOOK INC-CLASS A	1.37
ALPHABET INC-CL A	1.35
ALPHABET INC-CL C	1.26
TESLA INC	1.04
NVIDIA CORP	0.84
JPMORGAN CHASE & CO	0.82
JOHNSON & JOHNSON	0.72



Source: SSGA.

For More Information

Visit our website www.ssga.com or contact your representative SSGA office.

SSGA Ireland

+353 (1) 776 3188 / +353 (1) 776 3029

Characteristics, holdings, allocations and sectors shown are as of the date indicated and are subject to change.

Warning: If you invest in this product you may lose some or all of the money you invest.
Warning: The value of your investment may go down as well as up.

Please note that full details of underlying fund holdings can now be found on www.ssga.com

Marketing Communication

This material is for your private information.

Ireland: State Street Global Advisors Europe Limited is regulated by the Central Bank of Ireland. Registered office address 78 Sir John Rogerson's Quay, Dublin 2. Registered Number: 49934. T: +353 (0)1 776 3000. F: +353 (0)1 776 3300.

The State Street Ireland Unit Trust was authorised by the Central Bank of Ireland as unit trust pursuant to the Unit Trusts Act, 1990 and the European Communities (Alternative Investment Fund Managers Directive) Regulations 2013 (as amended) as a Retail Investor Alternative Investment Fund on 30 June 2015. **This document should be read in conjunction with its Prospectus and Supplement. All transactions should be based on the latest available Prospectus and Supplement which contain more information regarding the charges, expenses and risks involved in your investment.** Prospective investors may obtain these reports free of charge from State Street Global Advisors Europe Limited, 78 Sir John Rogerson's Quay, Dublin 2. T: +353 (0)1 776 3000. F: +353 (0)1 776 3300. Web: ssga.com

The information provided does not constitute investment advice as such term is defined under the Markets in Financial Instruments Directive (2014/65/EU) and it should not be relied on as such. It should not be considered a solicitation to buy or an offer to sell any investment. It does not take into account any investor's or potential investor's particular investment objectives, strategies, tax status, risk appetite or investment horizon. If you require investment advice you should consult your tax and financial or other professional advisor. All material has been obtained from sources believed to be reliable. There is no representation or warranty as to the accuracy of the information and State Street shall have no liability for decisions based on such information.

The information contained in this communication is not a research recommendation or 'investment research' and is classified as a 'Marketing Communication' in accordance with the Markets in Financial Instruments Directive (2014/65/EU). This means that this marketing communication (a) has not been prepared in accordance with legal requirements designed to promote the independence of investment research (b) is not subject to any prohibition on dealing ahead of the dissemination of investment research.

The whole or any part of this work may not be reproduced, copied or transmitted or any of its contents disclosed to third parties without SSGA's express written consent. The trademarks and service marks referenced herein are the property of their respective owners. Third party data providers make no warranties or representations of any kind relating to the accuracy, completeness or timeliness of the data and have no liability for damages of any kind relating to the use of such data.

FTSE®, "FT-SE®" and "Footsie®" are trademarks jointly owned by the London Stock Exchange Plc and The Financial Times Limited and are used by FTSE International Limited ("FTSE") under licence. "All-World", "All-Share" and "All-Small" and "FTSE4Good" are trademarks of FTSE. The FTSE indices are calculated by FTSE. FTSE does not sponsor, endorse or promote this product and is not in any way connected to it and does not accept any liability. All intellectual property rights in the index values and constituent list vests in FTSE. SSGA has obtained full licence from FTSE to use such intellectual property rights in the creation of this product.